

2006 CANADIAN OPEN 5 PIN CHAMPIONSHIPS

ST. JOHN'S/MOUNT PEARL, NEWFOUNDLAND/LABRADOR

MEN'S SINGLES RESULTS																												
PROV	NAME	Shift #1							Shift #2							Shift #3							TOTAL	AVERAGE				
		1	2	3	4	5	6	7	Sub	8	9	10	11	12	13	14	Sub	15	16	17	18	19			20	21	Sub	
PQ	801	Mike Squires	228	324	250	263	269	292	302	1928	286	264	289	258	252	276	240	1865	275	319	279	277	215	378	306	2049	5842	278.2
NFLD	1101	Lee Escott	268	235	238	291	226	277	176	1711	342	293	249	229	256	290	319	1978	331	276	317	186	261	237	252	1860	5549	264.2
NO	701	Kevin Blake	251	241	264	261	341	308	212	1878	235	280	271	337	278	237	186	1824	312	209	164	291	246	270	275	1767	5469	260.4
PEI	1001	Randy Diamond	247	325	265	233	253	273	192	1788	242	257	234	205	378	278	251	1845	254	287	330	213	153	188	359	1784	5417	258.0
SASK	401	Scott Klassen	284	265	244	242	301	165	304	1805	294	329	271	247	268	204	235	1848	241	217	331	180	242	272	258	1741	5394	256.9
NS	901	John Walsh	326	285	252	228	330	198	215	1834	241	264	246	205	250	258	249	1713	273	316	280	221	228	319	195	1832	5379	256.1
ON	601	Jim Thorpe	199	223	243	231	367	269	229	1761	208	247	350	239	243	373	191	1851	305	215	229	214	261	273	223	1720	5332	253.9
MB	501	Ken Wilson	211	199	240	277	266	276	147	1616	321	268	212	197	233	215	317	1763	302	210	208	191	297	241	213	1662	5041	240.0
NWT	101	Mike Penkala	245	157	262	238	194	280	295	1671	241	203	284	219	229	228	200	1604	256	243	194	205	275	172	273	1618	4893	233.0
AB	301	Rick Heinrich	230	176	236	236	234	253	239	1604	312	218	265	176	256	189	180	1596	257	258	243	180	235	213	253	1639	4839	230.4

5842

LADIES' SINGLES RESULTS																												
PROV	NAME	Shift #1							Shift #2							Shift #3							TOTAL	AVERAGE				
		1	2	3	4	5	6	7	Sub	8	9	10	11	12	13	14	Sub	15	16	17	18	19			20	21	Sub	
PQ	802	Natalie Trudel	218	232	231	236	256	248	334	1755	277	250	244	250	242	298	194	1755	215	304	299	318	209	345	231	1921	5431	258.6
SASK	402	Alysa Spark	320	247	244	201	294	228	251	1785	269	235	222	277	293	279	261	1836	236	269	244	162	283	314	278	1786	5407	257.5
ON	602	Elizabeth Nicoll	264	258	262	221	217	223	238	1683	311	275	278	200	235	248	227	1774	207	234	272	279	268	369	299	1928	5385	256.4
MB	502	Karen Armstrong	212	251	277	245	353	298	312	1948	285	225	281	233	239	243	236	1742	198	255	255	255	188	246	249	1646	5336	254.1
PEI	1002	Shelley MacDonald	219	298	330	242	186	303	201	1779	209	241	234	237	311	192	227	1651	234	188	260	205	218	328	310	1743	5173	246.3
AB	302	Bev Yaworenko	243	182	163	356	219	301	282	1746	244	251	209	309	261	211	244	1729	232	269	310	176	225	204	254	1670	5145	245.0
NFLD	1102	Susan Holloway	224	181	245	250	315	258	258	1731	292	205	187	246	210	228	248	1616	236	191	279	181	228	184	298	1597	4944	235.4
NWT	102	Debbie Euchner	217	216	189	216	171	255	285	1549	196	239	214	237	216	216	238	1556	230	247	212	201	206	239	153	1488	4593	218.7
NO	702	Shelley Petsnick	156	188	257	231	191	200	191	1414	265	200	278	206	242	214	253	1658	173	195	254	226	231	207	207	1493	4565	217.4
NS	902	Joanne Blades	139	247	260	173	194	213	246	1472	184	205	199	288	200	167	237	1480	256	181	266	186	199	240	182	1510	4462	212.5



2006 CANADIAN OPEN 5 PIN BOWLING CHAMPIONSHIP

MOUNT PEARL, NEWFOUNDLAND/LABRADOR

LADIES' TEAM EVENT - POINTS ONLY

PROVINCIAL CONTINGENT	PINFALL	GAME																		TOTAL	RANK
		1	2	3	4	5	6	7	8	9	10	11	12	13	14	15	16	17	18		
Manitoba	19597	6.0	7.0	6.0	1.0	8.0	6.0	3.0	6.0	0.0	5.0	6.0	6.0	0.0	7.0	6.0	6.0	1.0	6.0	86.0	1
Quebec	20224	6.0	1.0	7.0	8.0	7.0	2.0	0.0	8.0	7.0	3.0	3.0	7.0	7.0	8.0	1.0	0.0	1.0	6.0	82.0	2
Ontario	20147	2.0	7.0	2.0	7.0	6.0	0.0	6.0	7.0	7.0	0.0	6.0	6.0	2.0	1.0	6.0	6.0	7.0	2.0	80.0	3
Alberta	19529	2.0	7.0	2.0	6.0	0.0	6.0	5.0	1.0	2.0	6.0	0.0	7.0	7.0	7.0	7.0	2.0	7.0	6.0	80.0	3
Newfoundland	19456	2.0	1.0	1.0	0.0	7.0	7.0	1.0	2.0	1.0	2.0	7.0	0.0	6.0	6.0	2.0	8.0	7.0	2.0	62.0	5
Nova Scotia	17828	6.0	0.0	3.0	0.0	2.0	8.0	7.0	2.0	6.0	2.0	2.0	1.0	1.0	1.0	6.0	0.0	7.0	0.0	54.0	6
Northern Ontario	18269	2.0	1.0	6.0	7.0	1.0	1.0	2.0	0.0	2.0	6.0	5.0	2.0	7.0	0.0	2.0	2.0	1.0	3.0	50.0	7
Prince Edward Island	18149	0.0	7.0	5.0	1.0	0.0	2.0	3.0	6.0	1.0	2.0	2.0	2.0	1.0	2.0	0.0	3.0	1.0	5.0	43.0	8
Saskatchewan	17805	6.0	1.0	0.0	2.0	1.0	0.0	5.0	0.0	6.0	6.0	1.0	1.0	1.0	0.0	2.0	5.0	0.0	2.0	39.0	9



2006 CANADIAN OPEN 5 PIN BOWLING CHAMPIONSHIP

MOUNT PEARL, NEWFOUNDLAND/LABRADOR

LADIES' TEAM STANDINGS - ALBERTA

NAME		1	2	3	4	5	6	7	8	9	10	11	12	13	14	15	16	17	18	TOTAL	AVERAGE
331 Penny Hephner	Score	103	333	227	128	0	135	317	190	272	267	0	338	305	308	277	245	242	313	4000	277.8
	Frames	3	10	10	7	0	4	10	10	10	10	0	10	10	10	10	10	10	10	144	
	Points	0.0	1.0	0.0	0.0	0.0	1.0	1.0	0.0	1.0	1.0	0.0	1.0	1.0	1.0	1.0	0.0	1.0	1.0	11.0	
332 Dianne Violini	Score	119	162	101	235	0	246	275	249	196	0	0	228	215	320	271	219	324	210	3370	242.4
	Frames	7	8	4	10	0	10	10	10	10	0	0	10	10	10	10	10	10	10	139	
	Points	0.0	0.0	0.0	1.0	0.0	1.0	0.0	0.0	0.0	0.0	0.0	0.0	0.0	1.0	1.0	0.0	0.0	1.0	5.0	
333 Michele Cavanagh	Score	229	34	89	252	0	266	260	205	124	256	0	268	216	159	0	221	232	236	3047	227.4
	Frames	10	2	6	10	0	10	10	10	7	10	0	10	10	9	0	10	10	10	134	
	Points	0.0	0.0	0.0	0.0	0.0	1.0	1.0	0.0	0.0	1.0	0.0	1.0	1.0	0.0	0.0	1.0	1.0	1.0	8.0	
334 Bobbi Sisko	Score	324	239	232	232	0	195	205	221	231	303	0	233	257	223	242	305	256	317	4015	250.9
	Frames	10	10	10	10	0	10	10	10	10	10	0	10	10	10	10	10	10	10	160	
	Points	1.0	1.0	1.0	1.0	0.0	0.0	0.0	1.0	0.0	1.0	0.0	1.0	1.0	1.0	1.0	1.0	1.0	1.0	13.0	
335 Torrie Hinzman	Score	308	278	224	250	0	188	63	121	261	213	0	0	60	252	330	71	60	241	2920	239.3
	Frames	10	10	10	10	0	10	5	5	10	10	0	0	4	10	10	5	3	10	122	
	Points	1.0	1.0	1.0	1.0	0.0	0.0	0.0	0.0	1.0	0.0	0.0	0.0	0.0	1.0	1.0	0.0	0.0	0.0	7.0	
336 Susan Gartry	Score	242	270	206	75	0	99	98	71	54	253	0	303	100	15	202	70	119	0	2177	215.5
	Frames	10	10	10	3	0	6	5	5	3	10	0	10	6	1	10	5	7	0	101	
	Points	0.0	1.0	0.0	0.0	0.0	0.0	0.0	0.0	0.0	0.0	0.0	0.0	1.0	0.0	0.0	1.0	0.0	0.0	3.0	
Total Score		1325	1316	1079	1172	0	1129	1218	1057	1138	1292	0	1370	1153	1277	1322	1131	1233	1317	19529	244.11
Total Frames		50	50	50	50	0	50	50	50	50	50	0	50	50	50	50	50	50	50	800	
Match Points		2.0	4.0	2.0	3.0	0.0	3.0	2.0	1.0	2.0	3.0	0.0	4.0	4.0	4.0	4.0	2.0	4.0	3.0	47.0	
Game Points		0.0	3.0	0.0	3.0	1.5	3.0	3.0	0.0	0.0	3.0	1.5	3.0	3.0	3.0	3.0	0.0	3.0	3.0	36.0	
Total Points		2.0	7.0	2.0	6.0	1.5	6.0	5.0	1.0	2.0	6.0	1.5	7.0	7.0	7.0	7.0	2.0	7.0	6.0	83.0	
Opponents		QC	NL	NO	SK	BYE	PE	MB	ON	NS	PE	BYE	SK	NS	ON	QC	MB	NO	NL		
Total Score		1352	1190	1189	1165	0	1073	1143	1251	1168	1172	0	1103	987	1117	1200	1283	1104	1200	18697	
Total Points Won		6	1	6	2	0	2	3	7	6	2	0	1	1	1	1	6	1	2	48.0	

COACH 330

Ken Kurtz



2006 CANADIAN OPEN 5 PIN BOWLING CHAMPIONSHIP

MOUNT PEARL, NEWFOUNDLAND/LABRADOR

LADIES' TEAM STANDINGS - MANITOBA

NAME		GAME																		TOTAL	AVERAGE	
		1	2	3	4	5	6	7	8	9	10	11	12	13	14	15	16	17	18			
531 Karen Armstrong	Score	65	228	89	34	200	307	196	210	0	272	353	277	0	245	282	236	182	286	3462	250.9	
	Frames	3	10	6	2	10	10	7	10	0	10	10	10	0	10	10	10	10	10			138
	Points	0.0	1.0	0.0	0.0	1.0	1.0	1.0	1.0	0.0	1.0	1.0	1.0	0.0	1.0	1.0	1.0	0.0	1.0			12.0
532 Jennifer Hunt	Score	279	104	129	199	271	304	217	268	0	258	268	359	0	288	268	175	118	218	3723	256.8	
	Frames	10	7	4	10	10	10	10	10	0	10	10	10	0	10	10	10	4	10			145
	Points	1.0	0.0	1.0	0.0	1.0	1.0	1.0	1.0	0.0	1.0	1.0	1.0	0.0	1.0	1.0	0.0	0.0	0.0			11.0
533 Sandi Anderson	Score	272	264	289	260	263	217	287	282	0	314	203	259	0	178	281	375	254	246	4244	265.3	
	Frames	10	10	10	10	10	10	10	10	0	10	10	10	0	10	10	10	10	10			160
	Points	1.0	1.0	1.0	0.0	1.0	0.0	1.0	1.0	0.0	0.0	1.0	0.0	0.0	0.0	0.0	1.0	1.0	1.0			10.0
534 Janna Alblas	Score	142	210	289	206	263	326	211	278	0	253	234	209	0	137	0	213	244	324	3539	244.1	
	Frames	7	10	10	10	10	10	10	10	0	10	10	10	0	8	0	10	10	10			145
	Points	1.0	1.0	1.0	0.0	1.0	1.0	0.0	0.0	0.0	0.0	0.0	0.0	1.0	0.0	0.0	0.0	0.0	1.0			8.0
535 Lorie Chaikowski	Score	202	70	188	244	220	0	199	198	0	0	218	0	0	329	222	284	101	85	2560	222.6	
	Frames	10	3	10	10	10	0	10	10	0	0	10	0	0	10	10	10	6	6			115
	Points	0.0	0.0	0.0	1.0	1.0	0.0	0.0	0.0	0.0	0.0	0.0	0.0	0.0	1.0	1.0	1.0	0.0	0.0			5.0
536 Dawna Proulx	Score	246	246	217	147	0	190	33	0	0	209	0	212	0	30	213	0	223	103	2069	213.3	
	Frames	10	10	10	8	0	10	3	0	0	10	0	10	0	2	10	0	10	4			97
	Points	0.0	1.0	0.0	0.0	0.0	0.0	0.0	0.0	0.0	0.0	0.0	0.0	0.0	0.0	0.0	0.0	0.0	0.0			1.0
Total Score		1206	1122	1201	1090	1217	1344	1143	1236	0	1306	1276	1316	0	1207	1266	1283	1122	1262	19597	245.0	
Total Frames		50	50	50	50	50	50	50	50	0	50	50	50	0	50	50	50	50	50	800		
Match Points		3.0	4.0	3.0	1.0	5.0	3.0	3.0	3.0	0.0	2.0	3.0	3.0	0.0	4.0	3.0	3.0	1.0	3.0	47.0		
Game Points		3.0	3.0	3.0	0.0	3.0	3.0	0.0	3.0	1.5	3.0	3.0	3.0	1.5	3.0	3.0	3.0	0.0	3.0	42.0		
Total Points		6.0	7.0	6.0	1.0	8.0	6.0	3.0	6.0	1.5	5.0	6.0	6.0	1.5	7.0	6.0	6.0	1.0	6.0	89.0		
Opponents		NL	SK	ON	NO	PE	QC	AB	NS	BYE	QC	PE	NO	BYE	NS	NL	AB	ON	SK			
Total Score		1180	1001	1157	1281	928	1192	1218	1217	0	1278	1268	1151	0	1026	1126	1131	1283	1078	18515		
Total Points Won		2	1	2	7	0	2	5	2	0	3	2	2	0	1	2	2	7	2	42.0		

COACH 530

Tim Hooper



2006 CANADIAN OPEN 5 PIN BOWLING CHAMPIONSHIP

MOUNT PEARL, NEWFOUNDLAND/LABRADOR

LADIES' TEAM STANDINGS - NEWFOUNDLAND

NAME		1	2	3	4	5	6	7	8	9	10	11	12	13	14	15	16	17	18	TOTAL	AVERAGE
1131 Susan Holloway	Score	192	308	214	0	273	253	211	283	250	336	287	0	320	330	322	273	296	266	4414	275.9
	Frames	10	10	10	0	10	10	10	10	10	10	10	0	10	10	10	10	10	10	160	
	Points	0.0	1.0	0.0	0.0	1.0	1.0	0.0	0.0	0.0	0.0	0.0	1.0	0.0	1.0	1.0	1.0	1.0	1.0	10.0	
1132 Gillian Russell	Score	199	0	278	0	260	235	198	223	262	132	0	0	235	194	300	223	228	196	3163	229.2
	Frames	10	0	10	0	10	10	10	10	10	8	0	0	10	10	10	10	10	10	138	
	Points	0.0	0.0	1.0	0.0	1.0	1.0	0.0	1.0	0.0	0.0	0.0	0.0	0.0	0.0	1.0	1.0	0.0	0.0	6.0	
1133 Keri Garland	Score	273	232	252	0	231	282	219	278	329	206	222	0	218	259	204	234	286	254	3979	248.7
	Frames	10	10	10	0	10	10	10	10	10	10	10	0	10	10	10	10	10	10	160	
	Points	0.0	0.0	0.0	0.0	1.0	1.0	1.0	1.0	0.0	0.0	1.0	0.0	1.0	1.0	0.0	1.0	1.0	0.0	9.0	
1134 Kala Hoskins	Score	0	204	96	0	125	256	181	48	251	218	326	0	237	201	135	308	220	229	3035	235.3
	Frames	0	10	5	0	4	10	10	2	10	10	10	0	10	10	8	10	10	10	129	
	Points	0.0	0.0	0.0	0.0	1.0	1.0	0.0	0.0	0.0	1.0	1.0	0.0	1.0	0.0	0.0	1.0	1.0	0.0	7.0	
1135 Lesley Boland	Score	282	198	124	0	206	191	0	214	258	304	187	0	100	316	150	270	254	255	3309	238.1
	Frames	10	10	5	0	10	10	0	10	10	10	10	0	4	10	10	10	10	10	139	
	Points	1.0	0.0	0.0	0.0	0.0	0.0	0.0	0.0	1.0	1.0	0.0	0.0	0.0	1.0	0.0	1.0	1.0	1.0	7.0	
1136 Bev Dowden	Score	234	248	222	0	85	0	196	158	0	26	262	0	110	0	15	0	0	0	1556	210.3
	Frames	10	10	10	0	6	0	10	8	0	2	10	0	6	0	2	0	0	0	74	
	Points	1.0	0.0	0.0	0.0	0.0	0.0	0.0	0.0	0.0	0.0	1.0	0.0	0.0	0.0	0.0	0.0	0.0	0.0	2.0	

Total Score	1180	1190	1186	0	1180	1217	1005	1204	1350	1222	1284	0	1220	1300	1126	1308	1284	1200	19456	243.2
Total Frames	50	50	50	0	50	50	50	50	50	50	50	0	50	50	50	50	50	50	800	
Match Points	2.0	1.0	1.0	0.0	4.0	4.0	1.0	2.0	1.0	2.0	4.0	0.0	3.0	3.0	2.0	5.0	4.0	2.0	41.0	
Game Points	0.0	0.0	0.0	1.5	3.0	3.0	0.0	0.0	0.0	0.0	3.0	1.5	3.0	3.0	0.0	3.0	3.0	0.0	24.0	
Total Points	2.0	1.0	1.0	1.5	7.0	7.0	1.0	2.0	1.0	2.0	7.0	1.5	6.0	6.0	2.0	8.0	7.0	2.0	65.0	
Opponents	MB	AB	QC	BYE	SK	NO	NS	PE	ON	NO	SK	BYE	ON	PE	MB	NS	QC	AB		
Total Score	1206	1316	1381	0	1035	1057	1198	1302	1529	1247	1102	0	1218	1157	1266	901	1130	1317	19362	
Total Points Won	6	7	7	0	1	1	7	6	7	6	1	0	2	2	6	0	1	6	66.0	

COACH 1130

Jim Bursey



2006 CANADIAN OPEN 5 PIN BOWLING CHAMPIONSHIP

MOUNT PEARL, NEWFOUNDLAND/LABRADOR

LADIES' TEAM STANDINGS - NORTHERN ONTARIO

NAME	GAME																		TOTAL	AVERAGE		
	1	2	3	4	5	6	7	8	9	10	11	12	13	14	15	16	17	18				
731 Lynn Gosselin	Score	163	209	196	70	219	222	323	0	279	133	0	201	259	0	215	241	213	228	3171	226.5	
	Frames	10	10	10	3	10	10	10	0	10	7	0	10	10	0	10	10	10	10			140
	Points	1.0	0.0	0.0	1.0	0.0	1.0	0.0	0.0	0.0	1.0	1.0	0.0	0.0	1.0	0.0	0.0	1.0	0.0			1.0
732 Tara Robson	Score	204	259	288	256	168	197	164	0	43	274	253	212	225	0	238	61	0	181	3023	223.9	
	Frames	10	10	10	10	10	10	8	0	2	10	10	10	10	0	10	5	0	10			135
	Points	0.0	0.0	1.0	1.0	0.0	0.0	0.0	0.0	0.0	0.0	1.0	1.0	0.0	1.0	0.0	0.0	0.0	0.0			0.0
733 Chantal Laframboise	Score	285	225	296	303	213	211	276	0	264	360	284	277	309	0	255	240	187	189	4174	260.9	
	Frames	10	10	10	10	10	10	10	0	10	10	10	10	10	0	10	10	10	10			160
	Points	0.0	0.0	1.0	1.0	0.0	0.0	1.0	0.0	1.0	1.0	1.0	1.0	1.0	0.0	1.0	0.0	0.0	0.0			0.0
734 Paula McNamara	Score	201	132	0	234	234	214	223	0	201	214	198	0	223	0	153	126	207	210	2770	211.5	
	Frames	10	8	0	10	10	10	10	0	10	10	10	0	10	0	8	5	10	10			131
	Points	1.0	0.0	0.0	0.0	1.0	0.0	0.0	0.0	0.0	0.0	0.0	0.0	1.0	0.0	0.0	0.0	0.0	1.0			1.0
735 Kelly McNamara	Score	104	221	198	288	81	0	212	0	160	55	199	265	220	0	35	248	298	274	2858	234.3	
	Frames	4	10	10	10	5	0	10	0	8	3	10	10	10	0	2	10	10	10			122
	Points	0.0	1.0	0.0	1.0	0.0	0.0	1.0	0.0	0.0	0.0	0.0	0.0	1.0	0.0	0.0	1.0	1.0	1.0			7.0
736 Maija Holla	Score	102	25	211	130	82	213	40	0	231	211	230	196	0	0	214	189	199	0	2273	202.9	
	Frames	6	2	10	7	5	10	2	0	10	10	10	10	0	0	10	10	10	0			112
	Points	0.0	0.0	1.0	0.0	0.0	0.0	0.0	0.0	0.0	0.0	0.0	0.0	0.0	0.0	1.0	0.0	0.0	0.0			2.0
Total Score	1059	1071	1189	1281	997	1057	1238	0	1178	1247	1164	1151	1236	0	1110	1105	1104	1082	18269	228.4		
Total Frames	50	50	50	50	50	50	50	0	50	50	50	50	50	0	50	50	50	50	800			
Match Points	2.0	1.0	3.0	4.0	1.0	1.0	2.0	0.0	2.0	3.0	2.0	2.0	4.0	0.0	2.0	2.0	1.0	3.0	35.0			
Game Points	0.0	0.0	3.0	3.0	0.0	0.0	0.0	1.5	0.0	3.0	3.0	0.0	3.0	1.5	0.0	0.0	0.0	0.0	18.0			
Total Points	2.0	1.0	6.0	7.0	1.0	1.0	2.0	1.5	2.0	6.0	5.0	2.0	7.0	1.5	2.0	2.0	1.0	3.0	53.0			
Opponents	NS	PE	AB	MB	QC	NL	ON	BYE	SK	NL	QC	MB	SK	BYE	NS	ON	AB	PE				
Total Score	1102	1196	1079	1090	1172	1217	1351	0	1197	1222	1126	1316	1099	0	1254	1117	1233	1106	18877			
Total Points Won	6	7	2	1	7	7	6	0	6	2	3	6	1	0	6	6	7	5	78.0			

COACH 730

Bill Mitchell



2006 CANADIAN OPEN 5 PIN BOWLING CHAMPIONSHIP

MOUNT PEARL, NEWFOUNDLAND/LABRADOR

LADIES' TEAM STANDINGS - NOVA SCOTIA

NAME		GAME																		TOTAL	AVERAGE
		1	2	3	4	5	6	7	8	9	10	11	12	13	14	15	16	17	18		
931 Joanne Blades	Score	143	0	229	44	0	249	202	74	85	60	265	196	178	75	0	38	0	0	1838	199.8
	Frames	9	0	10	4	0	10	10	4	5	2	10	10	10	5	0	3	0	0	92	
	Points	0.0	0.0	0.0	0.0	0.0	1.0	1.0	0.0	0.0	0.0	0.0	0.0	0.0	0.0	0.0	0.0	0.0	0.0	2.0	
932 Cathy McPhee	Score	245	0	181	198	233	260	214	183	226	181	220	327	179	213	273	191	196	0	3520	220.0
	Frames	10	0	10	10	10	10	10	10	10	10	10	10	10	10	10	10	10	0	160	
	Points	1.0	0.0	0.0	0.0	0.0	1.0	0.0	0.0	1.0	0.0	0.0	0.0	0.0	0.0	1.0	0.0	0.0	0.0	4.0	
933 Susan Matthews	Score	157	0	129	177	177	0	0	103	146	105	0	68	246	268	205	243	215	0	2239	209.3
	Frames	10	0	5	10	10	0	0	6	5	8	0	3	10	10	10	10	10	0	107	
	Points	0.0	0.0	1.0	0.0	0.0	0.0	0.0	0.0	0.0	0.0	0.0	0.0	1.0	0.0	0.0	0.0	1.0	0.0	3.0	
934 Claudette Saulnier	Score	216	0	75	103	246	217	211	353	253	181	315	214	197	70	264	108	272	0	3295	230.4
	Frames	10	0	5	6	10	10	10	10	10	10	10	10	10	5	10	7	10	0	143	
	Points	1.0	0.0	0.0	0.0	1.0	1.0	1.0	1.0	1.0	1.0	0.0	1.0	0.0	0.0	1.0	0.0	1.0	0.0	10.0	
935 Theresa Swim	Score	329	0	233	203	283	267	260	181	266	225	261	206	99	237	253	149	214	0	3666	235.0
	Frames	10	0	10	10	10	10	10	10	10	10	10	10	6	10	10	10	10	0	156	
	Points	1.0	0.0	1.0	0.0	1.0	1.0	1.0	0.0	1.0	1.0	1.0	0.0	0.0	1.0	0.0	0.0	1.0	0.0	10.0	
936 Gina Welling	Score	12	0	245	202	190	243	311	323	192	259	332	85	88	163	259	172	194	0	3270	230.3
	Frames	1	0	10	10	10	10	10	10	10	10	10	7	4	10	10	10	10	0	142	
	Points	0.0	0.0	1.0	0.0	0.0	1.0	1.0	1.0	0.0	0.0	1.0	0.0	0.0	0.0	1.0	0.0	1.0	0.0	7.0	
Total Score		1102	0	1092	927	1129	1236	1198	1217	1168	1011	1393	1096	987	1026	1254	901	1091	0	17828	222.9
Total Frames		50	0	50	50	50	50	50	50	50	50	50	50	50	50	50	50	50	0	800	
Match Points		3.0	0.0	3.0	0.0	2.0	5.0	4.0	2.0	3.0	2.0	2.0	1.0	1.0	1.0	3.0	0.0	4.0	0.0	36.0	
Game Points		3.0	1.5	0.0	0.0	0.0	3.0	3.0	0.0	3.0	0.0	0.0	0.0	0.0	0.0	3.0	0.0	3.0	1.5	21.0	
Total Points		6.0	1.5	3.0	0.0	2.0	8.0	7.0	2.0	6.0	2.0	2.0	1.0	1.0	1.0	6.0	0.0	7.0	1.5	57.0	
Opponents		NO	BYE	PE	QC	ON	SK	NL	MB	AB	SK	ON	QC	AB	MB	NO	NL	PE	BYE		
Total Score		1059	0	1157	1299	1389	1007	1005	1236	1138	1085	1459	1238	1153	1207	1110	1308	922	0	18772	
Total Points Won		2	0	5	8	6	0	1	6	2	6	6	7	7	7	2	8	1	0	74.0	

COACH 930

Shirley Abbott



2006 CANADIAN OPEN 5 PIN BOWLING CHAMPIONSHIP

MOUNT PEARL, NEWFOUNDLAND/LABRADOR

LADIES' TEAM STANDINGS - ONTARIO

NAME		GAME																		TOTAL	AVERAGE
		1	2	3	4	5	6	7	8	9	10	11	12	13	14	15	16	17	18		
631 Kathleen Millar	Score	209	263	239	284	110	0	103	271	398	0	370	351	209	259	69	209	268	206	3818	261.5
	Frames	10	10	10	10	6	0	5	10	10	0	10	10	10	10	5	10	10	10	146	
	Points	1.0	1.0	0.0	1.0	0.0	0.0	0.0	1.0	1.0	0.0	1.0	1.0	0.0	1.0	0.0	1.0	1.0	0.0	10.0	
632 Kristy Zammit	Score	91	71	176	83	232	0	326	203	297	0	311	234	249	203	197	212	281	260	3426	243.0
	Frames	6	3	8	4	10	0	10	10	10	0	10	10	10	10	10	10	10	10	141	
	Points	0.0	0.0	0.0	1.0	0.0	0.0	1.0	1.0	1.0	1.0	0.0	0.0	0.0	1.0	0.0	1.0	0.0	1.0	7.0	
633 Elizabeth Nicoll	Score	193	128	37	248	303	0	231	262	298	0	58	106	318	283	254	246	224	275	3464	251.0
	Frames	10	7	2	10	10	0	10	10	10	0	4	5	10	10	10	10	10	10	138	
	Points	0.0	0.0	0.0	1.0	1.0	0.0	0.0	1.0	1.0	1.0	0.0	0.0	0.0	0.0	0.0	1.0	1.0	0.0	7.0	
634 Kelly Laporte	Score	197	273	206	275	371	0	300	129	0	0	175	330	237	197	270	222	248	117	3547	253.4
	Frames	10	10	10	10	10	0	10	7	0	0	6	10	10	10	10	10	10	7	140	
	Points	0.0	1.0	0.0	1.0	1.0	0.0	1.0	0.0	0.0	0.0	0.0	1.0	1.0	0.0	1.0	0.0	1.0	0.0	8.0	
635 Sandy Cuthbert	Score	86	244	250	95	110	0	91	65	234	0	244	68	116	160	83	0	0	48	1894	215.2
	Frames	4	10	10	6	4	0	5	3	10	0	10	5	4	9	5	0	0	3	88	
	Points	0.0	1.0	1.0	0.0	0.0	0.0	0.0	0.0	0.0	0.0	0.0	0.0	0.0	0.0	0.0	0.0	0.0	0.0	3.0	
636 Cynthia Wieland	Score	282	283	249	232	263	0	300	321	302	0	301	270	89	15	282	228	262	319	3998	272.0
	Frames	10	10	10	10	10	0	10	10	10	0	10	10	6	1	10	10	10	10	147	
	Points	1.0	1.0	1.0	0.0	1.0	0.0	1.0	1.0	1.0	1.0	0.0	1.0	1.0	0.0	0.0	1.0	1.0	1.0	12.0	
Total Score		1058	1262	1157	1217	1389	0	1351	1251	1529	0	1459	1359	1218	1117	1155	1117	1283	1225	20147	251.8
Total Frames		50	50	50	50	50	0	50	50	50	0	50	50	50	50	50	50	50	50	800	
Match Points		2.0	4.0	2.0	4.0	3.0	0.0	3.0	4.0	4.0	0.0	3.0	3.0	2.0	1.0	3.0	3.0	4.0	2.0	47.0	
Game Points		0.0	3.0	0.0	3.0	3.0	1.5	3.0	3.0	3.0	1.5	3.0	3.0	0.0	0.0	3.0	3.0	3.0	0.0	36.0	
Total Points		2.0	7.0	2.0	7.0	6.0	1.5	6.0	7.0	7.0	1.5	6.0	6.0	2.0	1.0	6.0	6.0	7.0	2.0	83.0	
Opponents		SK	QC	MB	PE	NS	BYE	NO	AB	NL	BYE	NS	PE	NL	AB	SK	NO	MB	QC		
Total Score		1212	1220	1201	1074	1129	0	1238	1057	1350	0	1393	1141	1220	1277	1145	1105	1122	1316	19200	
Total Points Won		6	1	6	1	2	0	2	1	1	0	2	2	6	7	2	2	1	6	48.0	

COACH

630

Joe Zammit



2006 CANADIAN OPEN 5 PIN BOWLING CHAMPIONSHIP

MOUNT PEARL, NEWFOUNDLAND/LABRADOR

LADIES' TEAM STANDINGS - PRINCE EDWARD ISLAND

NAME		GAME																		TOTAL	AVERAGE
		1	2	3	4	5	6	7	8	9	10	11	12	13	14	15	16	17	18		
1031 Nina Costain	Score	0	108	0	275	127	45	158	34	236	171	28	214	167	41	0	208	184	184	2180	198.2
	Frames	0	6	0	10	8	2	8	2	10	9	2	10	10	3	0	10	10	10	110	
	Points	0.0	0.0	0.0	1.0	0.0	1.0	0.0	0.0	0.0	0.0	0.0	0.0	0.0	0.0	0.0	0.0	0.0	0.0	2.0	
1032 Kathy Taylor	Score	0	287	209	237	230	229	294	154	30	236	185	18	89	298	0	206	90	45	2837	227.0
	Frames	0	10	10	10	10	10	10	8	2	10	10	2	4	10	0	10	6	3	125	
	Points	0.0	1.0	0.0	0.0	0.0	0.0	1.0	0.0	0.0	0.0	0.0	0.0	0.0	1.0	0.0	0.0	0.0	0.0	3.0	
1033 Mary-Jo McKenzie-Dalton	Score	0	261	244	194	168	217	246	304	255	222	278	277	231	234	0	233	199	258	3821	238.8
	Frames	0	10	10	10	10	10	10	10	10	10	10	10	10	10	0	10	10	10	160	
	Points	0.0	1.0	0.0	0.0	0.0	0.0	0.0	1.0	1.0	0.0	1.0	1.0	0.0	0.0	0.0	1.0	0.0	1.0	7.0	
1034 Amanda Burns	Score	0	198	294	136	23	240	231	226	186	9	153	146	320	254	0	90	72	253	2831	226.5
	Frames	0	10	10	8	2	10	10	10	8	1	8	8	10	10	0	6	4	10	125	
	Points	0.0	0.0	1.0	0.0	0.0	1.0	1.0	0.0	0.0	0.0	0.0	0.0	1.0	1.0	0.0	0.0	0.0	1.0	6.0	
1035 Joanie MacLeod	Score	0	269	217	191	170	145	30	303	274	248	233	230	81	216	0	233	211	131	3182	222.5
	Frames	0	10	10	10	10	8	2	10	10	10	10	10	6	10	0	10	10	7	143	
	Points	0.0	1.0	1.0	0.0	0.0	0.0	0.0	1.0	0.0	1.0	0.0	0.0	0.0	0.0	0.0	1.0	1.0	0.0	6.0	
1036 Kim Longaphie	Score	0	73	193	41	210	197	258	281	236	286	391	256	269	114	0	92	166	235	3298	240.7
	Frames	0	4	10	2	10	10	10	10	10	10	10	10	10	7	0	4	10	10	137	
	Points	0.0	1.0	0.0	0.0	0.0	0.0	1.0	1.0	0.0	1.0	1.0	1.0	0.0	0.0	0.0	1.0	0.0	0.0	7.0	
Total Score		0	1196	1157	1074	928	1073	1217	1302	1217	1172	1268	1141	1157	1157	0	1062	922	1106	18149	226.9
Total Frames		0	50	50	50	50	50	50	50	50	50	50	50	50	50	0	50	50	50	800	
Match Points		0.0	4.0	2.0	1.0	0.0	2.0	3.0	3.0	1.0	2.0	2.0	2.0	1.0	2.0	0.0	3.0	1.0	2.0	31.0	
Game Points		1.5	3.0	3.0	0.0	0.0	0.0	0.0	3.0	0.0	0.0	0.0	0.0	0.0	0.0	1.5	0.0	0.0	3.0	15.0	
Total Points		1.5	7.0	5.0	1.0	0.0	2.0	3.0	6.0	1.0	2.0	2.0	2.0	1.0	2.0	1.5	3.0	1.0	5.0	46.0	
Opponents		BYE	NO	NS	ON	MB	AB	SK	NL	QC	AB	MB	ON	QC	NL	BYE	SK	NS	NO		
Total Score		0	1071	1092	1217	1217	1129	1227	1204	1394	1292	1276	1359	1187	1300	0	1240	1091	1082	19378	
Total Points Won		0	1	3	7	8	6	5	2	7	6	6	6	7	6	0	5	7	3	85.0	

COACH 1030

Rickey Burns



2006 CANADIAN OPEN 5 PIN BOWLING CHAMPIONSHIP

MOUNT PEARL, NEWFOUNDLAND/LABRADOR

LADIES' TEAM STANDINGS - QUEBEC

NAME	GAME	GAME																		TOTAL	AVERAGE	
		1	2	3	4	5	6	7	8	9	10	11	12	13	14	15	16	17	18			
831 Natalie Trudel	Score	291	276	326	252	228	255	0	258	355	90	152	240	212	103	94	0	144	0	3276	252.0	
	Frames	10	10	10	10	10	10	0	10	10	6	5	10	10	6	5	0	8	0			130
	Points	0.0	0.0	1.0	1.0	0.0	1.0	0.0	1.0	1.0	0.0	1.0	1.0	0.0	0.0	0.0	0.0	0.0	0.0			
832 Nathalie Parent	Score	229	0	215	0	120	216	0	343	305	276	58	85	211	206	83	0	57	282	2686	239.8	
	Frames	10	0	10	0	6	10	0	10	10	10	5	4	10	10	5	0	2	10			112
	Points	0.0	0.0	0.0	0.0	1.0	0.0	0.0	0.0	1.0	1.0	0.0	0.0	1.0	1.0	0.0	0.0	0.0	0.0			
833 Hélène Godmaire	Score	244	231	279	284	238	307	0	234	228	325	234	218	266	376	219	0	266	201	4150	259.4	
	Frames	10	10	10	10	10	10	0	10	10	10	10	10	10	10	10	0	10	10			160
	Points	1.0	0.0	1.0	1.0	1.0	1.0	0.0	1.0	0.0	1.0	0.0	1.0	1.0	1.0	0.0	0.0	0.0	0.0			
834 Isabelle Plante	Score	303	263	278	306	237	253	0	239	265	266	235	105	132	250	311	0	212	308	3963	262.5	
	Frames	10	10	10	10	10	10	0	10	10	10	10	6	5	10	10	0	10	10			151
	Points	1.0	1.0	1.0	1.0	1.0	0.0	0.0	1.0	1.0	0.0	0.0	0.0	0.0	1.0	1.0	0.0	0.0	1.0			
835 Isabelle Savard	Score	285	255	283	224	283	78	0	0	0	228	215	382	286	281	252	0	195	225	3472	257.2	
	Frames	10	10	10	10	10	5	0	0	0	10	10	10	10	10	10	0	10	10			135
	Points	1.0	0.0	1.0	1.0	1.0	0.0	0.0	0.0	0.0	1.0	1.0	1.0	1.0	1.0	1.0	0.0	0.0	1.0			
836 Marie-Josée Thibault	Score	0	195	0	233	66	83	0	321	241	93	232	208	80	128	241	0	256	300	2677	239.0	
	Frames	0	10	0	10	4	5	0	10	10	4	10	10	5	4	10	0	10	10			112
	Points	0.0	0.0	0.0	1.0	0.0	0.0	0.0	0.0	1.0	1.0	0.0	1.0	1.0	1.0	1.0	0.0	1.0	1.0			
Total Score	1352	1220	1381	1299	1172	1192	0	1395	1394	1278	1126	1238	1187	1344	1200	0	1130	1316	20224	252.8		
Total Frames	50	50	50	50	50	50	0	50	50	50	50	50	50	50	50	0	50	50	800			
Match Points	3.0	1.0	4.0	5.0	4.0	2.0	0.0	5.0	4.0	3.0	3.0	4.0	4.0	5.0	1.0	0.0	1.0	3.0	52.0			
Game Points	3.0	0.0	3.0	3.0	3.0	0.0	1.5	3.0	3.0	0.0	0.0	3.0	3.0	3.0	0.0	1.5	0.0	3.0	33.0			
Total Points	6.0	1.0	7.0	8.0	7.0	2.0	1.5	8.0	7.0	3.0	3.0	7.0	7.0	8.0	1.0	1.5	1.0	6.0	85.0			
Opponents	AB	ON	NL	NS	NO	MB	BYE	SK	PE	MB	NO	NS	PE	SK	AB	BYE	NL	ON				
Total Score	1325	1262	1186	927	997	1344	0	1061	1217	1306	1164	1096	1157	1048	1322	0	1284	1225	18921			
Total Points Won	2	7	1	0	1	6	0	0	1	5	5	1	1	0	7	0	7	2	46.0			

COACH

830

Luc Duguay



2006 CANADIAN OPEN 5 PIN BOWLING CHAMPIONSHIP

MOUNT PEARL, NEWFOUNDLAND/LABRADOR

LADIES' TEAM STANDINGS - SASKATCHEWAN

NAME		GAME																		TOTAL	AVERAGE
		1	2	3	4	5	6	7	8	9	10	11	12	13	14	15	16	17	18		
431 Lynn Halstead	Score	219	224	0	135	0	221	285	151	0	80	232	251	232	226	220	214	0	189	2879	219.8
	Frames	10	10	0	7	0	10	10	9	0	5	10	10	10	10	10	10	0	10		
	Points	1.0	0.0	0.0	0.0	0.0	0.0	1.0	0.0	0.0	0.0	0.0	0.0	0.0	0.0	0.0	0.0	0.0	0.0		
432 Lisa Knox	Score	290	239	0	274	241	190	264	235	215	183	0	0	80	216	374	337	0	219	3357	248.7
	Frames	10	10	0	10	10	10	10	10	10	10	0	0	5	10	10	10	0	10		
	Points	1.0	0.0	0.0	1.0	0.0	0.0	0.0	0.0	0.0	0.0	0.0	0.0	0.0	1.0	1.0	0.0	0.0	1.0		
433 Alicia Medforth	Score	186	75	0	56	196	188	195	13	269	201	215	212	320	229	186	58	0	68	2667	215.1
	Frames	10	4	0	3	10	10	10	1	10	10	10	10	10	10	10	3	0	3		
	Points	0.0	0.0	0.0	0.0	0.0	0.0	0.0	0.0	0.0	1.0	1.0	0.0	0.0	1.0	0.0	0.0	0.0	0.0		
434 Ambyr Parsons	Score	255	171	0	286	163	0	245	236	246	269	216	241	216	201	101	208	0	149	3203	224.0
	Frames	10	10	0	10	10	0	10	10	10	10	10	10	10	10	6	10	0	7		
	Points	1.0	0.0	0.0	1.0	0.0	0.0	1.0	0.0	1.0	1.0	0.0	1.0	0.0	0.0	0.0	0.0	0.0	0.0		
435 Judy Kress	Score	0	78	0	199	190	197	238	255	280	76	213	206	75	0	194	314	0	225	2740	217.5
	Frames	0	6	0	10	10	10	10	10	10	5	10	10	5	0	10	10	0	10		
	Points	0.0	0.0	0.0	0.0	0.0	0.0	0.0	0.0	0.0	1.0	0.0	0.0	0.0	0.0	1.0	1.0	0.0	1.0		
436 Linda McIntyre	Score	262	214	0	215	245	211	0	171	187	276	226	193	176	176	70	109	0	228	2959	209.9
	Frames	10	10	0	10	10	10	0	10	10	10	10	10	10	10	4	7	0	10		
	Points	0.0	1.0	0.0	0.0	1.0	0.0	0.0	0.0	0.0	0.0	1.0	1.0	0.0	0.0	0.0	0.0	0.0	0.0		
Total Score		1212	1001	0	1165	1035	1007	1227	1061	1197	1085	1102	1103	1099	1048	1145	1240	0	1078	17805	222.5625
Total Frames		50	50	0	50	50	50	50	50	50	50	50	50	50	50	50	50	0	50	800	
Match Points		3.0	1.0	0.0	2.0	1.0	0.0	2.0	0.0	3.0	3.0	1.0	1.0	1.0	0.0	2.0	2.0	0.0	2.0	24.0	
Game Points		3.0	0.0	1.5	0.0	0.0	0.0	3.0	0.0	3.0	3.0	0.0	0.0	0.0	0.0	3.0	3.0	1.5	0.0	18.0	
Total Points		6.0	1.0	1.5	2.0	1.0	0.0	5.0	0.0	6.0	6.0	1.0	1.0	1.0	0.0	2.0	5.0	1.5	2.0	42.0	
Opponents		ON	MB	BYE	AB	NL	NS	PE	QC	NO	NS	NL	AB	NO	QC	ON	SK	BYE	MB		
Total Score		1058	1122	0	1172	1180	1236	1217	1395	1178	1011	1284	1370	1236	1344	1155	0	0	1262	18220	
Total Points Won		2	7	0	6	7	8	3	8	2	2	7	7	7	8	6	0	0	6	86.0	

COACH 430

Fred Collins



2006 CANADIAN OPEN 5 PIN BOWLING CHAMPIONSHIP

MOUNT PEARL, NEWFOUNDLAND/LABRADOR

MEN'S TEAM EVENT - POINTS ONLY

PROVINCIAL CONTINGENT	PINFALL	GAME																		TOTAL	RANK
		1	2	3	4	5	6	7	8	9	10	11	12	13	14	15	16	17	18		
Alberta	1527	7.0	0.0	0.0	0.0	0.0	0.0	0.0	0.0	0.0	0.0	0.0	0.0	0.0	0.0	0.0	0.0	0.0	0.0	7.0	1
Newfoundland	1313	7.0	0.0	0.0	0.0	0.0	0.0	0.0	0.0	0.0	0.0	0.0	0.0	0.0	0.0	0.0	0.0	0.0	0.0	7.0	1
Manitoba	1394	6.0	0.0	0.0	0.0	0.0	0.0	0.0	0.0	0.0	0.0	0.0	0.0	0.0	0.0	0.0	0.0	0.0	0.0	6.0	3
Quebec	1198	6.0	0.0	0.0	0.0	0.0	0.0	0.0	0.0	0.0	0.0	0.0	0.0	0.0	0.0	0.0	0.0	0.0	0.0	6.0	3
Nova Scotia	1227	2.0	0.0	0.0	0.0	0.0	0.0	0.0	0.0	0.0	0.0	0.0	0.0	0.0	0.0	0.0	0.0	0.0	0.0	2.0	5
Saskatchewan	1128	2.0	0.0	0.0	0.0	0.0	0.0	0.0	0.0	0.0	0.0	0.0	0.0	0.0	0.0	0.0	0.0	0.0	0.0	2.0	5
Northern Ontario	1162	1.0	0.0	0.0	0.0	0.0	0.0	0.0	0.0	0.0	0.0	0.0	0.0	0.0	0.0	0.0	0.0	0.0	0.0	1.0	7
Prince Edward Island	1171	1.0	0.0	0.0	0.0	0.0	0.0	0.0	0.0	0.0	0.0	0.0	0.0	0.0	0.0	0.0	0.0	0.0	0.0	1.0	7
Ontario	0	0.0	0.0	0.0	0.0	0.0	0.0	0.0	0.0	0.0	0.0	0.0	0.0	0.0	0.0	0.0	0.0	0.0	0.0	0.0	9



2006 CANADIAN OPEN 5 PIN BOWLING CHAMPIONSHIP

MOUNT PEARL, NEWFOUNDLAND/LABRADOR

MEN'S TEAM STANDINGS - ALBERTA

NAME		1	2	3	4	5	6	7	8	9	10	11	12	13	14	15	16	17	18	TOTAL	AVERAGE
321 Lawrence Fobert	Score	270	0	0	0	0	0	0	0	0	0	0	0	0	0	0	0	0	0	270	270.0
	Frames	10	0	0	0	0	0	0	0	0	0	0	0	0	0	0	0	0	0	10	
	Points	1.0	0.0	0.0	0.0	0.0	0.0	0.0	0.0	0.0	0.0	0.0	0.0	0.0	0.0	0.0	0.0	0.0	0.0	1.0	
322 Gene Ziebarth	Score	334	0	0	0	0	0	0	0	0	0	0	0	0	0	0	0	0	0	334	334.0
	Frames	10	0	0	0	0	0	0	0	0	0	0	0	0	0	0	0	0	0	10	
	Points	1.0	0.0	0.0	0.0	0.0	0.0	0.0	0.0	0.0	0.0	0.0	0.0	0.0	0.0	0.0	0.0	0.0	0.0	1.0	
323 Shelby Crest	Score	335	0	0	0	0	0	0	0	0	0	0	0	0	0	0	0	0	0	335	335.0
	Frames	10	0	0	0	0	0	0	0	0	0	0	0	0	0	0	0	0	0	10	
	Points	1.0	0.0	0.0	0.0	0.0	0.0	0.0	0.0	0.0	0.0	0.0	0.0	0.0	0.0	0.0	0.0	0.0	0.0	1.0	
324 Blair Pizzey	Score	210	0	0	0	0	0	0	0	0	0	0	0	0	0	0	0	0	0	210	262.5
	Frames	8	0	0	0	0	0	0	0	0	0	0	0	0	0	0	0	0	0	8	
	Points	0.0	0.0	0.0	0.0	0.0	0.0	0.0	0.0	0.0	0.0	0.0	0.0	0.0	0.0	0.0	0.0	0.0	0.0	0.0	
325 Greg Gigliuk	Score	335	0	0	0	0	0	0	0	0	0	0	0	0	0	0	0	0	0	335	335.0
	Frames	10	0	0	0	0	0	0	0	0	0	0	0	0	0	0	0	0	0	10	
	Points	1.0	0.0	0.0	0.0	0.0	0.0	0.0	0.0	0.0	0.0	0.0	0.0	0.0	0.0	0.0	0.0	0.0	0.0	1.0	
326 Brad Aasen	Score	43	0	0	0	0	0	0	0	0	0	0	0	0	0	0	0	0	0	43	215.0
	Frames	2	0	0	0	0	0	0	0	0	0	0	0	0	0	0	0	0	0	2	
	Points	0.0	0.0	0.0	0.0	0.0	0.0	0.0	0.0	0.0	0.0	0.0	0.0	0.0	0.0	0.0	0.0	0.0	0.0	0.0	
Total Score		1527	0	0	0	0	0	0	0	0	0	0	0	0	0	0	0	0	0	1527	305.40
Total Frames		50	0	0	0	0	0	0	0	0	0	0	0	0	0	0	0	0	0	50	
Match Points		4.0	0.0	0.0	0.0	0.0	0.0	0.0	0.0	0.0	0.0	0.0	0.0	0.0	0.0	0.0	0.0	0.0	0.0	4.0	
Game Points		3.0	1.5	1.5	1.5	0.0	1.5	1.5	1.5	1.5	1.5	1.5	0.0	1.5	1.5	1.5	1.5	1.5	1.5	25.5	
Total Points		7.0	1.5	1.5	1.5	0.0	1.5	1.5	1.5	1.5	1.5	1.5	0.0	1.5	1.5	1.5	1.5	1.5	1.5	29.5	
Opponents		PE	QC	ON	MB	NS	NO	NL	BYE	SK	NS	QC	MB	SK	NO	NL	PE	ON	BYE		
Total Score		1171	0	0	0	0	0	0	0	0	0	0	0	0	0	0	0	0	0	1171	
Total Points Won		1	1.5	1.5	1.5	1.5	1.5	1.5	0	1.5	1.5	1.5	1.5	1.5	1.5	1.5	1.5	0	0	22.0	

COACH

320

Bob Guthrie



2006 CANADIAN OPEN 5 PIN BOWLING CHAMPIONSHIP

MOUNT PEARL, NEWFOUNDLAND/LABRADOR

MEN'S TEAM STANDINGS - MANITOBA

NAME		GAME																		TOTAL	AVERAGE
		1	2	3	4	5	6	7	8	9	10	11	12	13	14	15	16	17	18		
521 Glen Howarth	Score	280	0	0	0	0	0	0	0	0	0	0	0	0	0	0	0	0	0	280	280.0
	Frames	10	0	0	0	0	0	0	0	0	0	0	0	0	0	0	0	0	0	10	
	Points	1.0	0.0	0.0	0.0	0.0	0.0	0.0	0.0	0.0	0.0	0.0	0.0	0.0	0.0	0.0	0.0	0.0	0.0	1.0	
522 Kevin Boyko	Score	255	0	0	0	0	0	0	0	0	0	0	0	0	0	0	0	0	0	255	255.0
	Frames	10	0	0	0	0	0	0	0	0	0	0	0	0	0	0	0	0	0	10	
	Points	1.0	0.0	0.0	0.0	0.0	0.0	0.0	0.0	0.0	0.0	0.0	0.0	0.0	0.0	0.0	0.0	0.0	0.0	1.0	
523 Aaron Alblas	Score	340	0	0	0	0	0	0	0	0	0	0	0	0	0	0	0	0	0	340	340.0
	Frames	10	0	0	0	0	0	0	0	0	0	0	0	0	0	0	0	0	0	10	
	Points	1.0	0.0	0.0	0.0	0.0	0.0	0.0	0.0	0.0	0.0	0.0	0.0	0.0	0.0	0.0	0.0	0.0	0.0	1.0	
524 Steven Jennings	Score	0	0	0	0	0	0	0	0	0	0	0	0	0	0	0	0	0	0	0	#DIV/0!
	Frames	0	0	0	0	0	0	0	0	0	0	0	0	0	0	0	0	0	0	0	
	Points	0.0	0.0	0.0	0.0	0.0	0.0	0.0	0.0	0.0	0.0	0.0	0.0	0.0	0.0	0.0	0.0	0.0	0.0	0.0	
525 Scott Barbour	Score	261	0	0	0	0	0	0	0	0	0	0	0	0	0	0	0	0	0	261	261.0
	Frames	10	0	0	0	0	0	0	0	0	0	0	0	0	0	0	0	0	0	10	
	Points	0.0	0.0	0.0	0.0	0.0	0.0	0.0	0.0	0.0	0.0	0.0	0.0	0.0	0.0	0.0	0.0	0.0	0.0	0.0	
526 Willie Orne	Score	258	0	0	0	0	0	0	0	0	0	0	0	0	0	0	0	0	0	258	258.0
	Frames	10	0	0	0	0	0	0	0	0	0	0	0	0	0	0	0	0	0	10	
	Points	0.0	0.0	0.0	0.0	0.0	0.0	0.0	0.0	0.0	0.0	0.0	0.0	0.0	0.0	0.0	0.0	0.0	0.0	0.0	
Total Score		1394	0	0	0	0	0	0	0	0	0	0	0	0	0	0	0	0	0	1394	278.8
Total Frames		50	0	0	0	0	0	0	0	0	0	0	0	0	0	0	0	0	0	50	
Match Points		3.0	0.0	0.0	0.0	0.0	0.0	0.0	0.0	0.0	0.0	0.0	0.0	0.0	0.0	0.0	0.0	0.0	0.0	3.0	
Game Points		3.0	1.5	1.5	1.5	1.5	1.5	1.5	1.5	1.5	0.0	1.5	1.5	1.5	1.5	1.5	1.5	1.5	1.5	27.0	
Total Points		6.0	1.5	1.5	1.5	1.5	1.5	1.5	1.5	1.5	0.0	1.5	1.5	1.5	1.5	1.5	1.5	1.5	1.5	30.0	
Opponents		NS	NO	SK	AB	BYE	PE	QC	ON	NL	BYE	NO	AB	NL	PE	QC	NS	SK	ON		
Total Score		1227	0	0	0	0	0	0	0	0	0	0	0	0	0	0	0	0	0	1227	
Total Points Won		2	1.5	1.5	1.5	0	1.5	0	1.5	1.5	0	0	0	1.5	1.5	1.5	1.5	1.5	1.5	20.0	

COACH 520

Jamie Newton



2006 CANADIAN OPEN 5 PIN BOWLING CHAMPIONSHIP

MOUNT PEARL, NEWFOUNDLAND/LABRADOR

MEN'S TEAM STANDINGS - NEWFOUNDLAND

NAME		1	2	3	4	5	6	7	8	9	10	11	12	13	14	15	16	17	18	TOTAL	AVERAGE
1121 Tony Redmond	Score	287	0	0	0	0	0	0	0	0	0	0	0	0	0	0	0	0	0	287	287.0
	Frames	10	0	0	0	0	0	0	0	0	0	0	0	0	0	0	0	0	0	10	
	Points	1.0	0.0	0.0	0.0	0.0	0.0	0.0	0.0	0.0	0.0	0.0	0.0	0.0	0.0	0.0	0.0	0.0	0.0	1.0	
1122 Bob Osborne	Score	227	0	0	0	0	0	0	0	0	0	0	0	0	0	0	0	0	0	227	227.0
	Frames	10	0	0	0	0	0	0	0	0	0	0	0	0	0	0	0	0	0	10	
	Points	1.0	0.0	0.0	0.0	0.0	0.0	0.0	0.0	0.0	0.0	0.0	0.0	0.0	0.0	0.0	0.0	0.0	0.0	1.0	
1123 Stephen Walsh	Score	339	0	0	0	0	0	0	0	0	0	0	0	0	0	0	0	0	0	339	339.0
	Frames	10	0	0	0	0	0	0	0	0	0	0	0	0	0	0	0	0	0	10	
	Points	1.0	0.0	0.0	0.0	0.0	0.0	0.0	0.0	0.0	0.0	0.0	0.0	0.0	0.0	0.0	0.0	0.0	0.0	1.0	
1124 Brad Glynn	Score	140	0	0	0	0	0	0	0	0	0	0	0	0	0	0	0	0	0	140	350.0
	Frames	4	0	0	0	0	0	0	0	0	0	0	0	0	0	0	0	0	0	4	
	Points	0.0	0.0	0.0	0.0	0.0	0.0	0.0	0.0	0.0	0.0	0.0	0.0	0.0	0.0	0.0	0.0	0.0	0.0	0.0	
1125 Michael Maloney	Score	210	0	0	0	0	0	0	0	0	0	0	0	0	0	0	0	0	0	210	210.0
	Frames	10	0	0	0	0	0	0	0	0	0	0	0	0	0	0	0	0	0	10	
	Points	1.0	0.0	0.0	0.0	0.0	0.0	0.0	0.0	0.0	0.0	0.0	0.0	0.0	0.0	0.0	0.0	0.0	0.0	1.0	
1126 Terry Boutcher	Score	110	0	0	0	0	0	0	0	0	0	0	0	0	0	0	0	0	0	110	183.3
	Frames	6	0	0	0	0	0	0	0	0	0	0	0	0	0	0	0	0	0	6	
	Points	0.0	0.0	0.0	0.0	0.0	0.0	0.0	0.0	0.0	0.0	0.0	0.0	0.0	0.0	0.0	0.0	0.0	0.0	0.0	
Total Score	1313	0	0	0	0	0	0	0	0	0	0	0	0	0	0	0	0	0	0	1313	262.6
Total Frames	50	0	0	0	0	0	0	0	0	0	0	0	0	0	0	0	0	0	0	50	
Match Points	4.0	0.0	0.0	0.0	0.0	0.0	0.0	0.0	0.0	0.0	0.0	0.0	0.0	0.0	0.0	0.0	0.0	0.0	0.0	4.0	
Game Points	3.0	1.5	1.5	1.5	1.5	0.0	1.5	1.5	1.5	1.5	1.5	1.5	1.5	1.5	0.0	1.5	1.5	1.5	1.5	25.5	
Total Points	7.0	1.5	1.5	1.5	1.5	0.0	1.5	1.5	1.5	1.5	1.5	1.5	1.5	1.5	0.0	1.5	1.5	1.5	1.5	29.5	
Opponents	NO	BYE	PE	QC	ON	NS	AB	SK	MB	ON	BYE	QC	MB	NS	AB	NO	PE	SK			
Total Score	0	0	0	0	0	0	0	0	0	0	0	0	0	0	0	0	0	0	0	0	
Total Points Won	1	0	1.5	1.5	1.5	1.5	1.5	1.5	1.5	1.5	0	1.5	1.5	1.5	1.5	1.5	1.5	1.5	1.5	23.5	

COACH 1120

Lindsey Redmond



2006 CANADIAN OPEN 5 PIN BOWLING CHAMPIONSHIP

MOUNT PEARL, NEWFOUNDLAND/LABRADOR

MEN'S TEAM STANDINGS - NORTHERN ONTARIO

NAME		GAME																		TOTAL	AVERAGE
		1	2	3	4	5	6	7	8	9	10	11	12	13	14	15	16	17	18		
721	Score	182	0	0	0	0	0	0	0	0	0	0	0	0	0	0	0	0	0	182	182.0
Pete Blanchard	Frames	10	0	0	0	0	0	0	0	0	0	0	0	0	0	0	0	0	0	10	
	Points	0.0	0.0	0.0	0.0	0.0	0.0	0.0	0.0	0.0	0.0	0.0	0.0	0.0	0.0	0.0	0.0	0.0	0.0	0.0	
722	Score	401	0	0	0	0	0	0	0	0	0	0	0	0	0	0	0	0	0	401	401.0
Guy Meilleur	Frames	10	0	0	0	0	0	0	0	0	0	0	0	0	0	0	0	0	0	10	
	Points	1.0	0.0	0.0	0.0	0.0	0.0	0.0	0.0	0.0	0.0	0.0	0.0	0.0	0.0	0.0	0.0	0.0	0.0	1.0	
723	Score	220	0	0	0	0	0	0	0	0	0	0	0	0	0	0	0	0	0	220	220.0
Rob Parisotto	Frames	10	0	0	0	0	0	0	0	0	0	0	0	0	0	0	0	0	0	10	
	Points	0.0	0.0	0.0	0.0	0.0	0.0	0.0	0.0	0.0	0.0	0.0	0.0	0.0	0.0	0.0	0.0	0.0	0.0	0.0	
724	Score	85	0	0	0	0	0	0	0	0	0	0	0	0	0	0	0	0	0	85	141.7
Chad Gagnon	Frames	6	0	0	0	0	0	0	0	0	0	0	0	0	0	0	0	0	0	6	
	Points	0.0	0.0	0.0	0.0	0.0	0.0	0.0	0.0	0.0	0.0	0.0	0.0	0.0	0.0	0.0	0.0	0.0	0.0	0.0	
725	Score	206	0	0	0	0	0	0	0	0	0	0	0	0	0	0	0	0	0	206	206.0
Mike McNamara	Frames	10	0	0	0	0	0	0	0	0	0	0	0	0	0	0	0	0	0	10	
	Points	0.0	0.0	0.0	0.0	0.0	0.0	0.0	0.0	0.0	0.0	0.0	0.0	0.0	0.0	0.0	0.0	0.0	0.0	0.0	
726	Score	68	0	0	0	0	0	0	0	0	0	0	0	0	0	0	0	0	0	68	170.0
Eric Lemieux	Frames	4	0	0	0	0	0	0	0	0	0	0	0	0	0	0	0	0	0	4	
	Points	0.0	0.0	0.0	0.0	0.0	0.0	0.0	0.0	0.0	0.0	0.0	0.0	0.0	0.0	0.0	0.0	0.0	0.0	0.0	
Total Score		1162	0	0	0	0	0	0	0	0	0	0	0	0	0	0	0	0	0	1162	232.4
Total Frames		50	0	0	0	0	0	0	0	0	0	0	0	0	0	0	0	0	0	50	
Match Points		1.0	0.0	0.0	0.0	0.0	0.0	0.0	0.0	0.0	0.0	0.0	0.0	0.0	0.0	0.0	0.0	0.0	0.0	1.0	
Game Points		0.0	1.5	0.0	1.5	1.5	1.5	1.5	1.5	1.5	1.5	0.0	1.5	1.5	1.5	1.5	1.5	1.5	1.5	22.5	
Total Points		1.0	1.5	0.0	1.5	1.5	1.5	1.5	1.5	1.5	1.5	0.0	1.5	1.5	1.5	1.5	1.5	1.5	1.5	23.5	
Opponents		NL	MB	QC	BYE	SK	AB	ON	PE	NS	SK	MB	BYE	NS	AB	ON	NL	QC	PE		
Total Score		1313	0	0	0	0	0	0	0	0	0	0	0	0	0	0	0	0	0	1313	
Total Points Won		7	1.5	1.5	0	1.5	1.5	1.5	1.5	1.5	1.5	1.5	0	1.5	1.5	1.5	1.5	1.5	1.5	29.5	

COACH 720

Jim MacLellan



2006 CANADIAN OPEN 5 PIN BOWLING CHAMPIONSHIP

MOUNT PEARL, NEWFOUNDLAND/LABRADOR

MEN'S TEAM STANDINGS - NOVA SCOTIA

NAME		GAME																		TOTAL	AVERAGE
		1	2	3	4	5	6	7	8	9	10	11	12	13	14	15	16	17	18		
921 Darrell Baily	Score	269	0	0	0	0	0	0	0	0	0	0	0	0	0	0	0	0	0	269	269.0
	Frames	10	0	0	0	0	0	0	0	0	0	0	0	0	0	0	0	0	0	10	
	Points	1.0	0.0	0.0	0.0	0.0	0.0	0.0	0.0	0.0	0.0	0.0	0.0	0.0	0.0	0.0	0.0	0.0	0.0	1.0	
922 Doug Blackler	Score	254	0	0	0	0	0	0	0	0	0	0	0	0	0	0	0	0	0	254	254.0
	Frames	10	0	0	0	0	0	0	0	0	0	0	0	0	0	0	0	0	0	10	
	Points	0.0	0.0	0.0	0.0	0.0	0.0	0.0	0.0	0.0	0.0	0.0	0.0	0.0	0.0	0.0	0.0	0.0	0.0	0.0	
923 Wayne Comeau	Score	66	0	0	0	0	0	0	0	0	0	0	0	0	0	0	0	0	0	66	220.0
	Frames	3	0	0	0	0	0	0	0	0	0	0	0	0	0	0	0	0	0	3	
	Points	0.0	0.0	0.0	0.0	0.0	0.0	0.0	0.0	0.0	0.0	0.0	0.0	0.0	0.0	0.0	0.0	0.0	0.0	0.0	
924 Mark O'Laughlin	Score	304	0	0	0	0	0	0	0	0	0	0	0	0	0	0	0	0	0	304	304.0
	Frames	10	0	0	0	0	0	0	0	0	0	0	0	0	0	0	0	0	0	10	
	Points	1.0	0.0	0.0	0.0	0.0	0.0	0.0	0.0	0.0	0.0	0.0	0.0	0.0	0.0	0.0	0.0	0.0	0.0	1.0	
925 Andre Rochefort	Score	140	0	0	0	0	0	0	0	0	0	0	0	0	0	0	0	0	0	140	200.0
	Frames	7	0	0	0	0	0	0	0	0	0	0	0	0	0	0	0	0	0	7	
	Points	0.0	0.0	0.0	0.0	0.0	0.0	0.0	0.0	0.0	0.0	0.0	0.0	0.0	0.0	0.0	0.0	0.0	0.0	0.0	
926 Ivan Saulnier	Score	194	0	0	0	0	0	0	0	0	0	0	0	0	0	0	0	0	0	194	194.0
	Frames	10	0	0	0	0	0	0	0	0	0	0	0	0	0	0	0	0	0	10	
	Points	0.0	0.0	0.0	0.0	0.0	0.0	0.0	0.0	0.0	0.0	0.0	0.0	0.0	0.0	0.0	0.0	0.0	0.0	0.0	
Total Score	1227	0	0	0	0	0	0	0	0	0	0	0	0	0	0	0	0	0	0	1227	245.4
Total Frames	50	0	0	0	0	0	0	0	0	0	0	0	0	0	0	0	0	0	0	50	
Match Points	2.0	0.0	0.0	0.0	0.0	0.0	0.0	0.0	0.0	0.0	0.0	0.0	0.0	0.0	0.0	0.0	0.0	0.0	0.0	2.0	
Game Points	0.0	1.5	1.5	1.5	1.5	1.5	1.5	1.5	0.0	1.5	1.5	1.5	1.5	1.5	1.5	1.5	1.5	1.5	0.0	22.5	
Total Points	2.0	1.5	1.5	1.5	1.5	1.5	1.5	1.5	0.0	1.5	1.5	1.5	1.5	1.5	1.5	1.5	1.5	1.5	0.0	24.5	
Opponents	MB	SK	BYE	ON	AB	NL	PE	QC	NO	AB	SK	ON	NO	NL	PE	MB	BYE	QC			
Total Score	1394	0	0	0	0	0	0	0	0	0	0	0	0	0	0	0	0	0	0	1394	
Total Points Won	6	0	0	1.5	0	0	1.5	1.5	1.5	1.5	1.5	1.5	1.5	0	1.5	1.5	0	1.5	1.5	22.5	

COACH

920

Ed Nofall



2006 CANADIAN OPEN 5 PIN BOWLING CHAMPIONSHIP

MOUNT PEARL, NEWFOUNDLAND/LABRADOR

MEN'S TEAM STANDINGS - ONTARIO

NAME		GAME																		TOTAL	AVERAGE
		1	2	3	4	5	6	7	8	9	10	11	12	13	14	15	16	17	18		
621 Steve Bleizeffer	Score	0	0	0	0	0	0	0	0	0	0	0	0	0	0	0	0	0	0	0	#DIV/0!
	Frames	0	0	0	0	0	0	0	0	0	0	0	0	0	0	0	0	0	0	0	
	Points	0.0	0.0	0.0	0.0	0.0	0.0	0.0	0.0	0.0	0.0	0.0	0.0	0.0	0.0	0.0	0.0	0.0	0.0	0.0	
622 Kevin Berg	Score	0	0	0	0	0	0	0	0	0	0	0	0	0	0	0	0	0	0	0	#DIV/0!
	Frames	0	0	0	0	0	0	0	0	0	0	0	0	0	0	0	0	0	0	0	
	Points	0.0	0.0	0.0	0.0	0.0	0.0	0.0	0.0	0.0	0.0	0.0	0.0	0.0	0.0	0.0	0.0	0.0	0.0	0.0	
623 Mike Atkinson	Score	0	0	0	0	0	0	0	0	0	0	0	0	0	0	0	0	0	0	0	#DIV/0!
	Frames	0	0	0	0	0	0	0	0	0	0	0	0	0	0	0	0	0	0	0	
	Points	0.0	0.0	0.0	0.0	0.0	0.0	0.0	0.0	0.0	0.0	0.0	0.0	0.0	0.0	0.0	0.0	0.0	0.0	0.0	
624 Steve Hinz	Score	0	0	0	0	0	0	0	0	0	0	0	0	0	0	0	0	0	0	0	#DIV/0!
	Frames	0	0	0	0	0	0	0	0	0	0	0	0	0	0	0	0	0	0	0	
	Points	0.0	0.0	0.0	0.0	0.0	0.0	0.0	0.0	0.0	0.0	0.0	0.0	0.0	0.0	0.0	0.0	0.0	0.0	0.0	
625 Scott Miller	Score	0	0	0	0	0	0	0	0	0	0	0	0	0	0	0	0	0	0	0	#DIV/0!
	Frames	0	0	0	0	0	0	0	0	0	0	0	0	0	0	0	0	0	0	0	
	Points	0.0	0.0	0.0	0.0	0.0	0.0	0.0	0.0	0.0	0.0	0.0	0.0	0.0	0.0	0.0	0.0	0.0	0.0	0.0	
626 Wayne Martin	Score	0	0	0	0	0	0	0	0	0	0	0	0	0	0	0	0	0	0	0	#DIV/0!
	Frames	0	0	0	0	0	0	0	0	0	0	0	0	0	0	0	0	0	0	0	
	Points	0.0	0.0	0.0	0.0	0.0	0.0	0.0	0.0	0.0	0.0	0.0	0.0	0.0	0.0	0.0	0.0	0.0	0.0	0.0	
Total Score		0	0	0	0	0	0	0	0	0	0	0	0	0	0	0	0	0	0	0	#DIV/0!
Total Frames		0	0	0	0	0	0	0	0	0	0	0	0	0	0	0	0	0	0	0	
Match Points		0.0	0.0	0.0	0.0	0.0	0.0	0.0	0.0	0.0	0.0	0.0	0.0	0.0	0.0	0.0	0.0	0.0	0.0	0.0	
Game Points		1.5	1.5	1.5	1.5	1.5	1.5	1.5	1.5	0.0	1.5	1.5	1.5	1.5	1.5	1.5	1.5	0.0	1.5	24.0	
Total Points		1.5	1.5	1.5	1.5	1.5	1.5	1.5	1.5	0.0	1.5	1.5	1.5	1.5	1.5	1.5	1.5	0.0	1.5	24.0	
Opponents		BYE	PE	AB	NS	NL	SK	NO	MB	QC	NL	PE	NS	QC	SK	NO	BYE	AB	MB		
Total Score		0	0	0	0	0	0	0	0	0	0	0	0	0	0	0	0	0	0	0	
Total Points Won		0	1.5	1.5	1.5	1.5	1.5	1.5	1.5	1.5	1.5	1.5	1.5	1.5	1.5	1.5	0	1.5	1.5	24.0	

COACH

620

Steve MacDowall



2006 CANADIAN OPEN 5 PIN BOWLING CHAMPIONSHIP
MOUNT PEARL, NEWFOUNDLAND/LABRADOR

MEN'S TEAM STANDINGS - PRINCE EDWARD ISLAND

NAME		GAME																		TOTAL	AVERAGE
		1	2	3	4	5	6	7	8	9	10	11	12	13	14	15	16	17	18		
1021 Cory Gallant	Score	236	0	0	0	0	0	0	0	0	0	0	0	0	0	0	0	0	0	236	236.0
	Frames	10	0	0	0	0	0	0	0	0	0	0	0	0	0	0	0	0	0	10	
	Points	0.0	0.0	0.0	0.0	0.0	0.0	0.0	0.0	0.0	0.0	0.0	0.0	0.0	0.0	0.0	0.0	0.0	0.0	0.0	
1022 Albert Shepard	Score	235	0	0	0	0	0	0	0	0	0	0	0	0	0	0	0	0	0	235	235.0
	Frames	10	0	0	0	0	0	0	0	0	0	0	0	0	0	0	0	0	0	10	
	Points	0.0	0.0	0.0	0.0	0.0	0.0	0.0	0.0	0.0	0.0	0.0	0.0	0.0	0.0	0.0	0.0	0.0	0.0	0.0	
1023 Jeremy Sudsbury	Score	211	0	0	0	0	0	0	0	0	0	0	0	0	0	0	0	0	0	211	211.0
	Frames	10	0	0	0	0	0	0	0	0	0	0	0	0	0	0	0	0	0	10	
	Points	0.0	0.0	0.0	0.0	0.0	0.0	0.0	0.0	0.0	0.0	0.0	0.0	0.0	0.0	0.0	0.0	0.0	0.0	0.0	
1024 Ernie Doucette	Score	181	0	0	0	0	0	0	0	0	0	0	0	0	0	0	0	0	0	181	201.1
	Frames	9	0	0	0	0	0	0	0	0	0	0	0	0	0	0	0	0	0	9	
	Points	0.0	0.0	0.0	0.0	0.0	0.0	0.0	0.0	0.0	0.0	0.0	0.0	0.0	0.0	0.0	0.0	0.0	0.0	0.0	
1025 Serge Arsenault	Score	283	0	0	0	0	0	0	0	0	0	0	0	0	0	0	0	0	0	283	283.0
	Frames	10	0	0	0	0	0	0	0	0	0	0	0	0	0	0	0	0	0	10	
	Points	1.0	0.0	0.0	0.0	0.0	0.0	0.0	0.0	0.0	0.0	0.0	0.0	0.0	0.0	0.0	0.0	0.0	0.0	1.0	
1026 John Ellsworth	Score	25	0	0	0	0	0	0	0	0	0	0	0	0	0	0	0	0	0	25	250.0
	Frames	1	0	0	0	0	0	0	0	0	0	0	0	0	0	0	0	0	0	1	
	Points	0.0	0.0	0.0	0.0	0.0	0.0	0.0	0.0	0.0	0.0	0.0	0.0	0.0	0.0	0.0	0.0	0.0	0.0	0.0	
Total Score		1171	0	0	0	0	0	0	0	0	0	0	0	0	0	0	0	0	0	1171	234.2
Total Frames		50	0	0	0	0	0	0	0	0	0	0	0	0	0	0	0	0	0	50	
Match Points		1.0	0.0	0.0	0.0	0.0	0.0	0.0	0.0	0.0	0.0	0.0	0.0	0.0	0.0	0.0	0.0	0.0	0.0	1.0	
Game Points		0.0	1.5	1.5	0.0	1.5	1.5	1.5	1.5	1.5	1.5	1.5	1.5	0.0	1.5	1.5	1.5	1.5	1.5	22.5	
Total Points		1.0	1.5	1.5	0.0	1.5	1.5	1.5	1.5	1.5	1.5	1.5	1.5	0.0	1.5	1.5	1.5	1.5	1.5	23.5	
Opponents		AB	ON	NL	SK	QC	MB	NS	NO	BYE	QC	ON	SK	BYE	MB	NS	AB	NL	NO		
Total Score		1527	0	0	0	0	0	0	0	0	0	0	0	0	0	0	0	0	0	1527	
Total Points Won		7	1.5	1.5	1.5	1.5	1.5	1.5	1.5	0	1.5	1.5	1.5	0	1.5	1.5	1.5	1.5	1.5	29.5	

COACH 1020

Gerard Arbing



2006 CANADIAN OPEN 5 PIN BOWLING CHAMPIONSHIP

MOUNT PEARL, NEWFOUNDLAND/LABRADOR

MEN'S TEAM STANDINGS - QUEBEC

NAME	GAME	GAME																		TOTAL	AVERAGE
		1	2	3	4	5	6	7	8	9	10	11	12	13	14	15	16	17	18		
821 Mike Squires	Score	277	0	0	0	0	0	0	0	0	0	0	0	0	0	0	0	0	0	277	277.0
	Frames	10	0	0	0	0	0	0	0	0	0	0	0	0	0	0	0	0	0		
	Points	1.0	0.0	0.0	0.0	0.0	0.0	0.0	0.0	0.0	0.0	0.0	0.0	0.0	0.0	0.0	0.0	0.0	0.0		
822 Guy Lafrenière	Score	267	0	0	0	0	0	0	0	0	0	0	0	0	0	0	0	0	0	267	267.0
	Frames	10	0	0	0	0	0	0	0	0	0	0	0	0	0	0	0	0	0		
	Points	1.0	0.0	0.0	0.0	0.0	0.0	0.0	0.0	0.0	0.0	0.0	0.0	0.0	0.0	0.0	0.0	0.0	0.0		
823 Maurice Girouard	Score	183	0	0	0	0	0	0	0	0	0	0	0	0	0	0	0	0	0	183	305.0
	Frames	6	0	0	0	0	0	0	0	0	0	0	0	0	0	0	0	0	0		
	Points	0.0	0.0	0.0	0.0	0.0	0.0	0.0	0.0	0.0	0.0	0.0	0.0	0.0	0.0	0.0	0.0	0.0	0.0		
824 Bruno Cécycy	Score	211	0	0	0	0	0	0	0	0	0	0	0	0	0	0	0	0	0	211	211.0
	Frames	10	0	0	0	0	0	0	0	0	0	0	0	0	0	0	0	0	0		
	Points	0.0	0.0	0.0	0.0	0.0	0.0	0.0	0.0	0.0	0.0	0.0	0.0	0.0	0.0	0.0	0.0	0.0	0.0		
825 Charles Chartrand	Score	75	0	0	0	0	0	0	0	0	0	0	0	0	0	0	0	0	0	75	187.5
	Frames	4	0	0	0	0	0	0	0	0	0	0	0	0	0	0	0	0	0		
	Points	0.0	0.0	0.0	0.0	0.0	0.0	0.0	0.0	0.0	0.0	0.0	0.0	0.0	0.0	0.0	0.0	0.0	0.0		
826 Stéphane Labelle	Score	185	0	0	0	0	0	0	0	0	0	0	0	0	0	0	0	0	0	185	185.0
	Frames	10	0	0	0	0	0	0	0	0	0	0	0	0	0	0	0	0	0		
	Points	1.0	0.0	0.0	0.0	0.0	0.0	0.0	0.0	0.0	0.0	0.0	0.0	0.0	0.0	0.0	0.0	0.0	0.0		
Total Score	1198	0	0	0	0	0	0	0	0	0	0	0	0	0	0	0	0	0	0	1198	239.6
Total Frames	50	0	0	0	0	0	0	0	0	0	0	0	0	0	0	0	0	0	0	50	
Match Points	3.0	0.0	0.0	0.0	0.0	0.0	0.0	0.0	0.0	0.0	0.0	0.0	0.0	0.0	0.0	0.0	0.0	0.0	0.0	3.0	
Game Points	3.0	1.5	1.5	1.5	1.5	1.5	1.5	0.0	1.5	1.5	1.5	1.5	1.5	1.5	1.5	1.5	0.0	1.5	1.5	25.5	
Total Points	6.0	1.5	1.5	1.5	1.5	1.5	0.0	1.5	1.5	1.5	1.5	1.5	1.5	1.5	1.5	0.0	1.5	1.5	1.5	28.5	
Opponents	SK	AB	NO	NL	PE	BYE	MB	NS	ON	PE	AB	NL	QC	BYE	MB	NS	NO	NS			
Total Score	1128	0	0	0	0	0	0	0	0	0	0	0	0	0	0	0	0	0	0	1128	
Total Points Won	2	1.5	0	1.5	1.5	0	1.5	0	0	1.5	1.5	1.5	0	0	1.5	1.5	1.5	0	0	17.0	

COACH

820

Daniel Lamarche



2006 CANADIAN OPEN 5 PIN BOWLING CHAMPIONSHIP

MOUNT PEARL, NEWFOUNDLAND/LABRADOR

MEN'S TEAM STANDINGS - SASKATCHEWAN

NAME		GAME																		TOTAL	AVERAGE
		1	2	3	4	5	6	7	8	9	10	11	12	13	14	15	16	17	18		
421 Dave Uhrich	Score	303	0	0	0	0	0	0	0	0	0	0	0	0	0	0	0	0	0	303	303.0
	Frames	10	0	0	0	0	0	0	0	0	0	0	0	0	0	0	0	0	0	10	
	Points	1.0	0.0	0.0	0.0	0.0	0.0	0.0	0.0	0.0	0.0	0.0	0.0	0.0	0.0	0.0	0.0	0.0	0.0	1.0	
422 Jeff Hiibner	Score	101	0	0	0	0	0	0	0	0	0	0	0	0	0	0	0	0	0	101	168.3
	Frames	6	0	0	0	0	0	0	0	0	0	0	0	0	0	0	0	0	0	6	
	Points	0.0	0.0	0.0	0.0	0.0	0.0	0.0	0.0	0.0	0.0	0.0	0.0	0.0	0.0	0.0	0.0	0.0	0.0	0.0	
423 Curtis Klempner	Score	78	0	0	0	0	0	0	0	0	0	0	0	0	0	0	0	0	0	78	195.0
	Frames	4	0	0	0	0	0	0	0	0	0	0	0	0	0	0	0	0	0	4	
	Points	0.0	0.0	0.0	0.0	0.0	0.0	0.0	0.0	0.0	0.0	0.0	0.0	0.0	0.0	0.0	0.0	0.0	0.0	0.0	
424 Doug McCaw	Score	213	0	0	0	0	0	0	0	0	0	0	0	0	0	0	0	0	0	213	213.0
	Frames	10	0	0	0	0	0	0	0	0	0	0	0	0	0	0	0	0	0	10	
	Points	1.0	0.0	0.0	0.0	0.0	0.0	0.0	0.0	0.0	0.0	0.0	0.0	0.0	0.0	0.0	0.0	0.0	0.0	1.0	
425 Brad Moens	Score	175	0	0	0	0	0	0	0	0	0	0	0	0	0	0	0	0	0	175	175.0
	Frames	10	0	0	0	0	0	0	0	0	0	0	0	0	0	0	0	0	0	10	
	Points	0.0	0.0	0.0	0.0	0.0	0.0	0.0	0.0	0.0	0.0	0.0	0.0	0.0	0.0	0.0	0.0	0.0	0.0	0.0	
426 Dwayne Chobanik	Score	258	0	0	0	0	0	0	0	0	0	0	0	0	0	0	0	0	0	258	258.0
	Frames	10	0	0	0	0	0	0	0	0	0	0	0	0	0	0	0	0	0	10	
	Points	0.0	0.0	0.0	0.0	0.0	0.0	0.0	0.0	0.0	0.0	0.0	0.0	0.0	0.0	0.0	0.0	0.0	0.0	0.0	
Total Score	1128	0	0	0	0	0	0	0	0	0	0	0	0	0	0	0	0	0	0	1128	225.6
Total Frames	50	0	0	0	0	0	0	0	0	0	0	0	0	0	0	0	0	0	0	50	
Match Points	2.0	0.0	0.0	0.0	0.0	0.0	0.0	0.0	0.0	0.0	0.0	0.0	0.0	0.0	0.0	0.0	0.0	0.0	0.0	2.0	
Game Points	0.0	0.0	1.5	1.5	1.5	1.5	1.5	1.5	1.5	1.5	1.5	1.5	1.5	1.5	0.0	1.5	1.5	1.5	1.5	22.5	
Total Points	2.0	0.0	1.5	1.5	1.5	1.5	1.5	1.5	1.5	1.5	1.5	1.5	1.5	1.5	0.0	1.5	1.5	1.5	1.5	24.5	
Opponents	QC	NS	MB	PE	NO	ON	BYE	NL	AB	NO	NS	PE	AB	ON	BYE	QC	MB	NL			
Total Score	1198	0	0	0	0	0	0	0	0	0	0	0	0	0	0	0	0	0	0	1198	
Total Points Won	6	1.5	1.5	0	1.5	1.5	0	1.5	1.5	1.5	1.5	1.5	1.5	1.5	0	0	1.5	1.5	1.5	25.5	

COACH

420

Rich Johnstone



2006 CANADIAN OPEN 5 PIN BOWLING CHAMPIONSHIP

MOUNT PEARL, NEWFOUNDLAND/LABRADOR

MIXED TEAM EVENT - POINTS ONLY

PROVINCIAL CONTINGENT	PINFALL	GAME																		TOTAL
		1	2	3	4	5	6	7	8	9	10	11	12	13	14	15	16	17	18	
Northern Ontario	1219	8.0	0.0	0.0	0.0	0.0	0.0	0.0	0.0	0.0	0.0	0.0	0.0	0.0	0.0	0.0	0.0	0.0	0.0	8.0
Quebec	1185	6.0	0.0	0.0	0.0	0.0	0.0	0.0	0.0	0.0	0.0	0.0	0.0	0.0	0.0	0.0	0.0	0.0	0.0	6.0
Manitoba	1257	6.0	0.0	0.0	0.0	0.0	0.0	0.0	0.0	0.0	0.0	0.0	0.0	0.0	0.0	0.0	0.0	0.0	0.0	6.0
Newfoundland	1240	5.5	0.0	0.0	0.0	0.0	0.0	0.0	0.0	0.0	0.0	0.0	0.0	0.0	0.0	0.0	0.0	0.0	0.0	5.5
Northwest Territories	1131	2.5	0.0	0.0	0.0	0.0	0.0	0.0	0.0	0.0	0.0	0.0	0.0	0.0	0.0	0.0	0.0	0.0	0.0	2.5
Saskatchewan	1054	2.0	0.0	0.0	0.0	0.0	0.0	0.0	0.0	0.0	0.0	0.0	0.0	0.0	0.0	0.0	0.0	0.0	0.0	2.0
Prince Edward Island	1113	2.0	0.0	0.0	0.0	0.0	0.0	0.0	0.0	0.0	0.0	0.0	0.0	0.0	0.0	0.0	0.0	0.0	0.0	2.0
Ontario	0	0.0	0.0	0.0	0.0	0.0	0.0	0.0	0.0	0.0	0.0	0.0	0.0	0.0	0.0	0.0	0.0	0.0	0.0	0.0
Alberta	1046	0.0	0.0	0.0	0.0	0.0	0.0	0.0	0.0	0.0	0.0	0.0	0.0	0.0	0.0	0.0	0.0	0.0	0.0	0.0



2006 CANADIAN OPEN 5 PIN BOWLING CHAMPIONSHIP

MOUNT PEARL, NEWFOUNDLAND/LABRADOR

MIXED TEAM EVENT - POINTS ONLY

MIXED TEAM STANDINGS - ALBERTA

NAME		GAME																		TOTAL	AVERAGE
		1	2	3	4	5	6	7	8	9	10	11	12	13	14	15	16	17	18		
381	Score	216																		216	216.0
Adam Weber	Frames	10																		10	
	Points	0																		0.0	
339	Score	219																		219	219.0
Susan Gartry	Frames	10																		10	
	Points	0																		0.0	
383	Score	55																		55	183.3
Adam Weber	Frames	3																		3	
	Points	0																		0.0	
384	Score	128																		128	182.9
Adam Weber	Frames	7																		7	
	Points	0																		0.0	
385	Score	232																		232	232.0
Adam Weber	Frames	10																		10	
	Points	0																		0.0	
386	Score	196																		196	196.0
Adam Weber	Frames	10																		10	
	Points	0																		0.0	

Total Score	1046	0	0	0	0	0	0	0	0	0	0	0	0	0	0	0	0	0	0	1046	1229.19
Total Frames	50	0	0	0	0	0	0	0	0	0	0	0	0	0	0	0	0	0	0	50	
Match Points	0.0	0.0	0.0	0.0	0.0	0.0	0.0	0.0	0.0	0.0	0.0	0.0	0.0	0.0	0.0	0.0	0.0	0.0	0.0	0.0	
Game Points	0.0	0.0	1.5	0.0	0.0	0.0	0.0	0.0	0.0	1.5	0.0	0.0	1.5	0.0	0.0	0.0	0.0	0.0	0.0	4.5	
Total Points	0.0	0.0	1.5	0.0	0.0	0.0	0.0	0.0	0.0	1.5	0.0	0.0	1.5	0.0	0.0	0.0	0.0	0.0	0.0	4.5	
Opponents	NO	SK	BYE	QC	PE	MB	ON	NT	NL	NO	MB	BYE	QC	NT	PE	ON	NL	SK			
Total Score	1219	1.5	0	1.5	1.5	1.5	1.5	1.5	0	1.5	1.5	0	1.5	1.5	1.5	1.5	1.5	1.5	1240		
Total Points Won	8	1.5	0	1.5	1.5	1.5	1.5	1.5	0	1.5	1.5	0	1.5	1.5	1.5	1.5	1.5	1.5	29.0		

COACH

380

Adam Weber



2006 CANADIAN OPEN 5 PIN BOWLING CHAMPIONSHIP

MOUNT PEARL, NEWFOUNDLAND/LABRADOR

MIXED TEAM EVENT - POINTS ONLY

MIXED TEAM STANDINGS - MANITOBA

NAME		GAME																		TOTAL	AVERAGE
		1	2	3	4	5	6	7	8	9	10	11	12	13	14	15	16	17	18		
541 Chris Monchak	Score	296	0	0	0	0	0	0	0	0	0	0	0	0	0	0	0	0	0	296	296.0
	Frames	10	0	0	0	0	0	0	0	0	0	0	0	0	0	0	0	0	0	10	
	Points	1.0	0.0	0.0	0.0	0.0	0.0	0.0	0.0	0.0	0.0	0.0	0.0	0.0	0.0	0.0	0.0	0.0	0.0	1.0	
542 Karen Born	Score	236	0	0	0	0	0	0	0	0	0	0	0	0	0	0	0	0	0	236	236.0
	Frames	10	0	0	0	0	0	0	0	0	0	0	0	0	0	0	0	0	0	10	
	Points	1.0	0.0	0.0	0.0	0.0	0.0	0.0	0.0	0.0	0.0	0.0	0.0	0.0	0.0	0.0	0.0	0.0	0.0	1.0	
543 Deanna Barbour	Score	271	0	0	0	0	0	0	0	0	0	0	0	0	0	0	0	0	0	271	271.0
	Frames	10	0	0	0	0	0	0	0	0	0	0	0	0	0	0	0	0	0	10	
	Points	1	0	0	0	0	0	0	0	0	0	0	0	0	0	0	0	0	0	1.0	
544 Jim Llewellyn, Jr.	Score	190	0	0	0	0	0	0	0	0	0	0	0	0	0	0	0	0	0	190	316.7
	Frames	6	0	0	0	0	0	0	0	0	0	0	0	0	0	0	0	0	0	6	
	Points	0.0	0.0	0.0	0.0	0.0	0.0	0.0	0.0	0.0	0.0	0.0	0.0	0.0	0.0	0.0	0.0	0.0	0.0	0.0	
545 Matt Turanski	Score	37	0	0	0	0	0	0	0	0	0	0	0	0	0	0	0	0	0	37	92.5
	Frames	4	0	0	0	0	0	0	0	0	0	0	0	0	0	0	0	0	0	4	
	Points	0.0	0.0	0.0	0.0	0.0	0.0	0.0	0.0	0.0	0.0	0.0	0.0	0.0	0.0	0.0	0.0	0.0	0.0	0.0	
546 Wesley Payne	Score	227	0	0	0	0	0	0	0	0	0	0	0	0	0	0	0	0	0	227	227.0
	Frames	10	0	0	0	0	0	0	0	0	0	0	0	0	0	0	0	0	0	10	
	Points	0.0	0.0	0.0	0.0	0.0	0.0	0.0	0.0	0.0	0.0	0.0	0.0	0.0	0.0	0.0	0.0	0.0	0.0	0.0	
Total Score		1257	0	0	0	0	0	0	0	0	0	0	0	0	0	0	0	0	0	1257	419.0
Total Frames		50	0	0	0	0	0	0	0	0	0	0	0	0	0	0	0	0	0	1307	
Match Points		3.0	0.0	0.0	0.0	0.0	0.0	0.0	0.0	0.0	0.0	0.0	0.0	0.0	0.0	0.0	0.0	0.0	0.0	3.0	
Game Points		3.0	1.5	1.5	1.5	1.5	1.5	0.0	1.5	1.5	1.5	1.5	1.5	1.5	1.5	1.5	1.5	1.5	1.5	27.0	
Total Points		6.0	1.5	1.5	1.5	1.5	1.5	0.0	1.5	1.5	1.5	1.5	1.5	1.5	1.5	1.5	1.5	1.5	1.5	30.0	
Opponents		PE	NT	NO	NL	ON	AB	QC	BYE	SK	PE	AB	NO	NL	BYE	ON	QC	SK	NT		
Total Score		1113	0	0	0	0	0	0	0	0	0	0	0	0	0	0	0	0	0	1113	
Total Points Won		2	0	0	0	0	0	1.5	0	0	0	0	0	0	0	0	0	0	0	3.5	

COACH 540

Jim Anderson



2006 CANADIAN OPEN 5 PIN BOWLING CHAMPIONSHIP

MOUNT PEARL, NEWFOUNDLAND/LABRADOR

MIXED TEAM EVENT - POINTS ONLY

MIXED TEAM STANDINGS - NEWFOUNDLAND

NAME		GAME																		TOTAL	AVERAGE
		1	2	3	4	5	6	7	8	9	10	11	12	13	14	15	16	17	18		
1141 Jessica Boundridge	Score	232	0	0	0	0	0	0	0	0	0	0	0	0	0	0	0	0	0	232	232.0
	Frames	10	0	0	0	0	0	0	0	0	0	0	0	0	0	0	0	0	0	10	
	Points	1.0	0.0	0.0	0.0	0.0	0.0	0.0	0.0	0.0	0.0	0.0	0.0	0.0	0.0	0.0	0.0	0.0	0.0	1.0	
1142 Erin Power	Score	213	0	0	0	0	0	0	0	0	0	0	0	0	0	0	0	0	0	213	213.0
	Frames	10	0	0	0	0	0	0	0	0	0	0	0	0	0	0	0	0	0	10	
	Points	0.0	0.0	0.0	0.0	0.0	0.0	0.0	0.0	0.0	0.0	0.0	0.0	0.0	0.0	0.0	0.0	0.0	0.0	0.0	
1143 Brittan Foley	Score	0	0	0	0	0	0	0	0	0	0	0	0	0	0	0	0	0	0	0	#DIV/0!
	Frames	0	0	0	0	0	0	0	0	0	0	0	0	0	0	0	0	0	0	0	
	Points	0.0	0.0	0.0	0.0	0.0	0.0	0.0	0.0	0.0	0.0	0.0	0.0	0.0	0.0	0.0	0.0	0.0	0.0	0.0	
1144 Kevin O'Leary	Score	265	0	0	0	0	0	0	0	0	0	0	0	0	0	0	0	0	0	265	265.0
	Frames	10	0	0	0	0	0	0	0	0	0	0	0	0	0	0	0	0	0	10	
	Points	0.5	0.0	0.0	0.0	0.0	0.0	0.0	0.0	0.0	0.0	0.0	0.0	0.0	0.0	0.0	0.0	0.0	0.0	0.5	
1145 Stephen Woods	Score	308	0	0	0	0	0	0	0	0	0	0	0	0	0	0	0	0	0	308	308.0
	Frames	10	0	0	0	0	0	0	0	0	0	0	0	0	0	0	0	0	0	10	
	Points	1.0	0.0	0.0	0.0	0.0	0.0	0.0	0.0	0.0	0.0	0.0	0.0	0.0	0.0	0.0	0.0	0.0	0.0	1.0	
1146 Dave Hann Jr.	Score	222	0	0	0	0	0	0	0	0	0	0	0	0	0	0	0	0	0	222	222.0
	Frames	10	0	0	0	0	0	0	0	0	0	0	0	0	0	0	0	0	0	10	
	Points	0.0	0.0	0.0	0.0	0.0	0.0	0.0	0.0	0.0	0.0	0.0	0.0	0.0	0.0	0.0	0.0	0.0	0.0	0.0	
Total Score	1240	0	0	0	0	0	0	0	0	0	0	0	0	0	0	0	0	0	1240	248.0	
Total Frames	50	0	0	0	0	0	0	0	0	0	0	0	0	0	0	0	0	0	50		
Match Points	2.5	0.0	0.0	0.0	0.0	0.0	0.0	0.0	0.0	0.0	0.0	0.0	0.0	0.0	0.0	0.0	0.0	0.0	2.5		
Game Points	3.0	1.5	1.5	0.0	1.5	0.0	1.5	1.5	0.0	0.0	0.0	0.0	0.0	0.0	0.0	1.5	1.5	0.0	13.5		
Total Points	5.5	1.5	1.5	0.0	1.5	0.0	1.5	1.5	0.0	0.0	0.0	0.0	0.0	0.0	0.0	1.5	1.5	0.0	16.0		
Opponents	NT	NO	SK	MB	QC	ON	BYE	PE	AB	NT	ON	SK	MB	PE	QC	BYE	AB	NO			
Total Score	1131	0	0	1.5	0	1.5	0	0	0	1.5	1.5	1.5	1.5	1.5	1.5	0	0	1.5	1144.5		
Total Points Won	2.5	0	0	1.5	0	1.5	0	0	0	1.5	1.5	1.5	1.5	1.5	1.5	0	0	1.5	19.0		

COACH

1140

Elizabeth Lane



2006 CANADIAN OPEN 5 PIN BOWLING CHAMPIONSHIP

MOUNT PEARL, NEWFOUNDLAND/LABRADOR

MIXED TEAM EVENT - POINTS ONLY

MIXED TEAM STANDINGS - NORTHERN ONTARIO

NAME		GAME																		TOTAL	AVERAGE
		1	2	3	4	5	6	7	8	9	10	11	12	13	14	15	16	17	18		
741	Score	252	0	0	0	0	0	0	0	0	0	0	0	0	0	0	0	0	0	252	252.0
Susan Vignuda	Frames	10	0	0	0	0	0	0	0	0	0	0	0	0	0	0	0	0	0	10	
	Points	1.0	0.0	0.0	0.0	0.0	0.0	0.0	0.0	0.0	0.0	0.0	0.0	0.0	0.0	0.0	0.0	0.0	0.0	1.0	
742	Score	272	0	0	0	0	0	0	0	0	0	0	0	0	0	0	0	0	0	272	272.0
Sarah Umakoshi	Frames	10	0	0	0	0	0	0	0	0	0	0	0	0	0	0	0	0	0	10	
	Points	1.0	0.0	0.0	0.0	0.0	0.0	0.0	0.0	0.0	0.0	0.0	0.0	0.0	0.0	0.0	0.0	0.0	0.0	1.0	
743	Score	257	0	0	0	0	0	0	0	0	0	0	0	0	0	0	0	0	0	257	257.0
Tammy Walchuk	Frames	10	0	0	0	0	0	0	0	0	0	0	0	0	0	0	0	0	0	10	
	Points	1.0	0.0	0.0	0.0	0.0	0.0	0.0	0.0	0.0	0.0	0.0	0.0	0.0	0.0	0.0	0.0	0.0	0.0	1.0	
744	Score	0	0	0	0	0	0	0	0	0	0	0	0	0	0	0	0	0	0	0	#DIV/0!
Richard Peltola	Frames	0	0	0	0	0	0	0	0	0	0	0	0	0	0	0	0	0	0	0	
	Points	0.0	0.0	0.0	0.0	0.0	0.0	0.0	0.0	0.0	0.0	0.0	0.0	0.0	0.0	0.0	0.0	0.0	0.0	0.0	
745	Score	198	0	0	0	0	0	0	0	0	0	0	0	0	0	0	0	0	0	198	198.0
Rob Kucher	Frames	10	0	0	0	0	0	0	0	0	0	0	0	0	0	0	0	0	0	10	
	Points	1.0	0.0	0.0	0.0	0.0	0.0	0.0	0.0	0.0	0.0	0.0	0.0	0.0	0.0	0.0	0.0	0.0	0.0	1.0	
746	Score	240	0	0	0	0	0	0	0	0	0	0	0	0	0	0	0	0	0	240	240.0
Alan Morais	Frames	10	0	0	0	0	0	0	0	0	0	0	0	0	0	0	0	0	0	10	
	Points	1.0	0.0	0.0	0.0	0.0	0.0	0.0	0.0	0.0	0.0	0.0	0.0	0.0	0.0	0.0	0.0	0.0	0.0	1.0	
Total Score		1219	0	0	0	0	0	0	0	0	0	0	0	0	0	0	0	0	0	1219	243.8
Total Frames		50	0	0	0	0	0	0	0	0	0	0	0	0	0	0	0	0	0	50	
Match Points		5.0	0.0	0.0	0.0	0.0	0.0	0.0	0.0	0.0	0.0	0.0	0.0	0.0	0.0	0.0	0.0	0.0	0.0	5.0	
Game Points		3.0	0.0	0.0	0.0	0.0	1.5	0.0	0.0	0.0	1.5	1.5	0.0	0.0	1.5	1.5	0.0	0.0	1.5	25.5	
Total Points		8.0	0.0	0.0	0.0	0.0	1.5	0.0	0.0	0.0	1.5	1.5	0.0	0.0	1.5	1.5	0.0	0.0	1.5	30.5	
Opponents		AB	NL	MB	ON	SK	BYE	PE	QC	NT	AB	BYE	MB	ON	QC	SK	PE	NT	NL		
Total Score		1046	1.5	1.5	1.5	1.5	0	1.5	1.5	1.5	0	0	1.5	1.5	0	0	1.5	1.5	1.5	1046	
Total Points Won		0	1.5	1.5	1.5	1.5	0	1.5	1.5	1.5	0	0	1.5	1.5	0	0	1.5	1.5	1.5	0.0	

COACH

740

Bob Taylor



2006 CANADIAN OPEN 5 PIN BOWLING CHAMPIONSHIP

MOUNT PEARL, NEWFOUNDLAND/LABRADOR

MIXED TEAM EVENT - POINTS ONLY

MIXED TEAM STANDINGS - NORTHWEST TERRITORIES

NAME		GAME																		TOTAL	AVERAGE
		1	2	3	4	5	6	7	8	9	10	11	12	13	14	15	16	17	18		
141 Kim Bailey	Score	229	0	0	0	0	0	0	0	0	0	0	0	0	0	0	0	0	0	229	229.0
	Frames	10	0	0	0	0	0	0	0	0	0	0	0	0	0	0	0	0	0	10	
	Points	1.0	0.0	0.0	0.0	0.0	0.0	0.0	0.0	0.0	0.0	0.0	0.0	0.0	0.0	0.0	0.0	0.0	0.0	1.0	
142 Lorraine Gagnon	Score	248	0	0	0	0	0	0	0	0	0	0	0	0	0	0	0	0	0	248	248.0
	Frames	10	0	0	0	0	0	0	0	0	0	0	0	0	0	0	0	0	0	10	
	Points	1.0	0.0	0.0	0.0	0.0	0.0	0.0	0.0	0.0	0.0	0.0	0.0	0.0	0.0	0.0	0.0	0.0	0.0	1.0	
143 Lillian Crook	Score	0	0	0	0	0	0	0	0	0	0	0	0	0	0	0	0	0	0	0	#DIV/0!
	Frames	0	0	0	0	0	0	0	0	0	0	0	0	0	0	0	0	0	0	0	
	Points	0.0	0.0	0.0	0.0	0.0	0.0	0.0	0.0	0.0	0.0	0.0	0.0	0.0	0.0	0.0	0.0	0.0	0.0	0.0	
144 Dan Sanford	Score	177	0	0	0	0	0	0	0	0	0	0	0	0	0	0	0	0	0	177	177.0
	Frames	10	0	0	0	0	0	0	0	0	0	0	0	0	0	0	0	0	0	10	
	Points	0.0	0.0	0.0	0.0	0.0	0.0	0.0	0.0	0.0	0.0	0.0	0.0	0.0	0.0	0.0	0.0	0.0	0.0	0.0	
145 Rick O'Brien	Score	265	0	0	0	0	0	0	0	0	0	0	0	0	0	0	0	0	0	265	265.0
	Frames	10	0	0	0	0	0	0	0	0	0	0	0	0	0	0	0	0	0	10	
	Points	0.5	0.0	0.0	0.0	0.0	0.0	0.0	0.0	0.0	0.0	0.0	0.0	0.0	0.0	0.0	0.0	0.0	0.0	0.5	
146 Marcel Bouchard	Score	212	0	0	0	0	0	0	0	0	0	0	0	0	0	0	0	0	0	212	212.0
	Frames	10	0	0	0	0	0	0	0	0	0	0	0	0	0	0	0	0	0	10	
	Points	0.0	0.0	0.0	0.0	0.0	0.0	0.0	0.0	0.0	0.0	0.0	0.0	0.0	0.0	0.0	0.0	0.0	0.0	0.0	
Total Score		1131	0	0	0	0	0	0	0	0	0	0	0	0	0	0	0	0	0	1131	226.2
Total Frames		50	0	0	0	0	0	0	0	0	0	0	0	0	0	0	0	0	0	50	
Match Points		2.5	0.0	0.0	0.0	0.0	0.0	0.0	0.0	0.0	0.0	0.0	0.0	0.0	0.0	0.0	0.0	0.0	0.0	2.5	
Game Points		0.0	0.0	0.0	0.0	1.5	0.0	0.0	1.5	1.5	1.5	0.0	0.0	0.0	1.5	1.5	0.0	1.5	0.0	25.5	
Total Points		2.5	0.0	0.0	0.0	1.5	0.0	0.0	1.5	1.5	1.5	0.0	0.0	0.0	1.5	1.5	0.0	1.5	0.0	28.0	
Opponents		NL	MB	ON	PE	BYE	QC	SK	AB	NO	NL	QC	ON	PE	AB	BYE	SK	NO	MB		
Total Score		1240	1.5	1.5	1.5	0	1.5	1.5	0	0	1.5	1.5	1.5	1.5	0	0	1.5	1.5	1.5	0	
Total Points Won		5.5	1.5	1.5	1.5	0	1.5	1.5	0	0	1.5	1.5	1.5	1.5	0	0	1.5	1.5	1.5	50.0	

COACH

140

Steve O'Hara



2006 CANADIAN OPEN 5 PIN BOWLING CHAMPIONSHIP

MOUNT PEARL, NEWFOUNDLAND/LABRADOR

MIXED TEAM EVENT - POINTS ONLY

MIXED TEAM STANDINGS - ONTARIO

NAME		GAME																		TOTAL	AVERAGE
		1	2	3	4	5	6	7	8	9	10	11	12	13	14	15	16	17	18		
641 Chantal Papineau	Score	0	0	0	0	0	0	0	0	0	0	0	0	0	0	0	0	0	0	0	#DIV/0!
	Frames	0	0	0	0	0	0	0	0	0	0	0	0	0	0	0	0	0	0	0	
	Points	0.0	0.0	0.0	0.0	0.0	0.0	0.0	0.0	0.0	0.0	0.0	0.0	0.0	0.0	0.0	0.0	0.0	0.0	0.0	
642 Ferne Wendel	Score	0	0	0	0	0	0	0	0	0	0	0	0	0	0	0	0	0	0	0	#DIV/0!
	Frames	0	0	0	0	0	0	0	0	0	0	0	0	0	0	0	0	0	0	0	
	Points	0.0	0.0	0.0	0.0	0.0	0.0	0.0	0.0	0.0	0.0	0.0	0.0	0.0	0.0	0.0	0.0	0.0	0.0	0.0	
643 Tracy Smith	Score	0	0	0	0	0	0	0	0	0	0	0	0	0	0	0	0	0	0	0	#DIV/0!
	Frames	0	0	0	0	0	0	0	0	0	0	0	0	0	0	0	0	0	0	0	
	Points	0.0	0.0	0.0	0.0	0.0	0.0	0.0	0.0	0.0	0.0	0.0	0.0	0.0	0.0	0.0	0.0	0.0	0.0	0.0	
644 Sean Westhaver	Score	0	0	0	0	0	0	0	0	0	0	0	0	0	0	0	0	0	0	0	#DIV/0!
	Frames	0	0	0	0	0	0	0	0	0	0	0	0	0	0	0	0	0	0	0	
	Points	0.0	0.0	0.0	0.0	0.0	0.0	0.0	0.0	0.0	0.0	0.0	0.0	0.0	0.0	0.0	0.0	0.0	0.0	0.0	
645 Dave Pendlebury	Score	0	0	0	0	0	0	0	0	0	0	0	0	0	0	0	0	0	0	0	#DIV/0!
	Frames	0	0	0	0	0	0	0	0	0	0	0	0	0	0	0	0	0	0	0	
	Points	0.0	0.0	0.0	0.0	0.0	0.0	0.0	0.0	0.0	0.0	0.0	0.0	0.0	0.0	0.0	0.0	0.0	0.0	0.0	
646 Marc Papineau	Score	0	0	0	0	0	0	0	0	0	0	0	0	0	0	0	0	0	0	0	#DIV/0!
	Frames	0	0	0	0	0	0	0	0	0	0	0	0	0	0	0	0	0	0	0	
	Points	0.0	0.0	0.0	0.0	0.0	0.0	0.0	0.0	0.0	0.0	0.0	0.0	0.0	0.0	0.0	0.0	0.0	0.0	0.0	
Total Score	0	0	0	0	0	0	0	0	0	0	0	0	0	0	0	0	0	0	0	0	#DIV/0!
Total Frames	0	0	0	0	0	0	0	0	0	0	0	0	0	0	0	0	0	0	0	0	
Match Points	0.0	0.0	0.0	0.0	0.0	0.0	0.0	0.0	0.0	0.0	0.0	0.0	0.0	0.0	0.0	0.0	0.0	0.0	0.0	0.0	
Game Points	1.5	0.0	1.5	1.5	0.0	1.5	1.5	0.0	0.0	0.0	1.5	1.5	1.5	0.0	0.0	1.5	0.0	0.0	0.0	25.5	
Total Points	1.5	0.0	1.5	1.5	0.0	1.5	1.5	0.0	0.0	0.0	1.5	1.5	1.5	0.0	0.0	1.5	0.0	0.0	0.0	25.5	
Opponents	BYE	PE	NT	NO	MB	NL	AB	SK	QC	BYE	NL	NT	NO	SK	MB	AB	QC	PE			
Total Score	0	1.5	0	1.5	1.5	1.5	0	1.5	1.5	0	1.5	0	1.5	1.5	1.5	0	1.5	1.5	0	0	
Total Points Won	0	1.5	0	1.5	1.5	1.5	0	1.5	1.5	0	1.5	0	1.5	1.5	1.5	0	1.5	1.5	0.0		

COACH

640

Don Harada



2006 CANADIAN OPEN 5 PIN BOWLING CHAMPIONSHIP

MOUNT PEARL, NEWFOUNDLAND/LABRADOR

MIXED TEAM EVENT - POINTS ONLY

MIXED TEAM STANDINGS - PRINCE EDWARD ISLAND

NAME		GAME																		TOTAL	AVERAGE
		1	2	3	4	5	6	7	8	9	10	11	12	13	14	15	16	17	18		
1041 Sue MacPherson	Score	198	0	0	0	0	0	0	0	0	0	0	0	0	0	0	0	0	0	198	198.0
	Frames	10	0	0	0	0	0	0	0	0	0	0	0	0	0	0	0	0	0	10	
	Points	0.0	0.0	0.0	0.0	0.0	0.0	0.0	0.0	0.0	0.0	0.0	0.0	0.0	0.0	0.0	0.0	0.0	0.0	0.0	
1042 Helen Morrison	Score	0	0	0	0	0	0	0	0	0	0	0	0	0	0	0	0	0	0	0	#DIV/0!
	Frames	0	0	0	0	0	0	0	0	0	0	0	0	0	0	0	0	0	0	0	
	Points	0.0	0.0	0.0	0.0	0.0	0.0	0.0	0.0	0.0	0.0	0.0	0.0	0.0	0.0	0.0	0.0	0.0	0.0	0.0	
1043 Jackie McKinnon	Score	217	0	0	0	0	0	0	0	0	0	0	0	0	0	0	0	0	0	217	217.0
	Frames	10	0	0	0	0	0	0	0	0	0	0	0	0	0	0	0	0	0	10	
	Points	0.0	0.0	0.0	0.0	0.0	0.0	0.0	0.0	0.0	0.0	0.0	0.0	0.0	0.0	0.0	0.0	0.0	0.0	0.0	
1044 Greg Taylor	Score	273	0	0	0	0	0	0	0	0	0	0	0	0	0	0	0	0	0	273	273.0
	Frames	10	0	0	0	0	0	0	0	0	0	0	0	0	0	0	0	0	0	10	
	Points	1.0	0.0	0.0	0.0	0.0	0.0	0.0	0.0	0.0	0.0	0.0	0.0	0.0	0.0	0.0	0.0	0.0	0.0	1.0	
1045 Steve Kneebone	Score	254	0	0	0	0	0	0	0	0	0	0	0	0	0	0	0	0	0	254	254.0
	Frames	10	0	0	0	0	0	0	0	0	0	0	0	0	0	0	0	0	0	10	
	Points	1.0	0.0	0.0	0.0	0.0	0.0	0.0	0.0	0.0	0.0	0.0	0.0	0.0	0.0	0.0	0.0	0.0	0.0	1.0	
1046 Bill Giggey	Score	171	0	0	0	0	0	0	0	0	0	0	0	0	0	0	0	0	0	171	171.0
	Frames	10	0	0	0	0	0	0	0	0	0	0	0	0	0	0	0	0	0	10	
	Points	0.0	0.0	0.0	0.0	0.0	0.0	0.0	0.0	0.0	0.0	0.0	0.0	0.0	0.0	0.0	0.0	0.0	0.0	0.0	
Total Score		1113	0	0	0	0	0	0	0	0	0	0	0	0	0	0	0	0	0	1113	222.6
Total Frames		50	0	0	0	0	0	0	0	0	0	0	0	0	0	0	0	0	0	50	
Match Points		2.0	0.0	0.0	0.0	0.0	0.0	0.0	0.0	0.0	0.0	0.0	0.0	0.0	0.0	0.0	0.0	0.0	0.0	2.0	
Game Points		0.0	1.5	0.0	1.5	1.5	0.0	1.5	0.0	1.5	0.0	0.0	0.0	1.5	1.5	1.5	1.5	1.5	1.5	27.0	
Total Points		2.0	1.5	0.0	1.5	1.5	0.0	1.5	0.0	1.5	0.0	0.0	0.0	1.5	1.5	1.5	1.5	1.5	1.5	29.0	
Opponents		MB	ON	QC	NT	AB	SK	NO	NL	BYE	MB	SK	QC	NT	NL	AB	NO	BYE	ON		
Total Score		1257	1.5	1.5	1.5	0	1.5	1.5	1.5	0	1.5	1.5	1.5	0	1.5	0	0	0	1.5	0	
Total Points Won		6	1.5	1.5	1.5	0	1.5	1.5	1.5	0	1.5	1.5	1.5	0	1.5	0	0	0	1.5	1307.0	

COACH

1040

Al McNeill



2006 CANADIAN OPEN 5 PIN BOWLING CHAMPIONSHIP

MOUNT PEARL, NEWFOUNDLAND/LABRADOR

MIXED TEAM EVENT - POINTS ONLY

MIXED TEAM STANDINGS - QUEBEC

NAME		GAME																		TOTAL	AVERAGE
		1	2	3	4	5	6	7	8	9	10	11	12	13	14	15	16	17	18		
841 Céline Renaud	Score	250	0	0	0	0	0	0	0	0	0	0	0	0	0	0	0	0	0	250	250.0
	Frames	10	0	0	0	0	0	0	0	0	0	0	0	0	0	0	0	0	0	10	
	Points	1.0	0.0	0.0	0.0	0.0	0.0	0.0	0.0	0.0	0.0	0.0	0.0	0.0	0.0	0.0	0.0	0.0	0.0	1.0	
842 Lynn Allard	Score	100	0	0	0	0	0	0	0	0	0	0	0	0	0	0	0	0	0	100	250.0
	Frames	4	0	0	0	0	0	0	0	0	0	0	0	0	0	0	0	0	0	4	
	Points	0.0	0.0	0.0	0.0	0.0	0.0	0.0	0.0	0.0	0.0	0.0	0.0	0.0	0.0	0.0	0.0	0.0	0.0	0.0	
843 Lyne Villeneuve	Score	266	0	0	0	0	0	0	0	0	0	0	0	0	0	0	0	0	0	266	266.0
	Frames	10	0	0	0	0	0	0	0	0	0	0	0	0	0	0	0	0	0	10	
	Points	1.0	0.0	0.0	0.0	0.0	0.0	0.0	0.0	0.0	0.0	0.0	0.0	0.0	0.0	0.0	0.0	0.0	0.0	1.0	
844 Guillaume Séguin	Score	280	0	0	0	0	0	0	0	0	0	0	0	0	0	0	0	0	0	280	280.0
	Frames	10	0	0	0	0	0	0	0	0	0	0	0	0	0	0	0	0	0	10	
	Points	1.0	0.0	0.0	0.0	0.0	0.0	0.0	0.0	0.0	0.0	0.0	0.0	0.0	0.0	0.0	0.0	0.0	0.0	1.0	
845 Daniel Thibault	Score	183	0	0	0	0	0	0	0	0	0	0	0	0	0	0	0	0	0	183	183.0
	Frames	10	0	0	0	0	0	0	0	0	0	0	0	0	0	0	0	0	0	10	
	Points	0.0	0.0	0.0	0.0	0.0	0.0	0.0	0.0	0.0	0.0	0.0	0.0	0.0	0.0	0.0	0.0	0.0	0.0	0.0	
846 Michel Dagenais	Score	106	0	0	0	0	0	0	0	0	0	0	0	0	0	0	0	0	0	106	176.7
	Frames	6	0	0	0	0	0	0	0	0	0	0	0	0	0	0	0	0	0	6	
	Points	0.0	0.0	0.0	0.0	0.0	0.0	0.0	0.0	0.0	0.0	0.0	0.0	0.0	0.0	0.0	0.0	0.0	0.0	0.0	
Total Score		1185	0	0	0	0	0	0	0	0	0	0	0	0	0	0	0	0	0	1185	237.0
Total Frames		50	0	0	0	0	0	0	0	0	0	0	0	0	0	0	0	0	0	50	
Match Points		3.0	0.0	0.0	0.0	0.0	0.0	0.0	0.0	0.0	0.0	0.0	0.0	0.0	0.0	0.0	0.0	0.0	0.0	3.0	
Game Points		3.0	1.5	1.5	1.5	0.0	1.5	1.5	1.5	1.5	0.0	1.5	1.5	1.5	0.0	1.5	0.0	1.5	1.5	25.5	
Total Points		6.0	1.5	1.5	1.5	0.0	1.5	1.5	1.5	1.5	0.0	1.5	1.5	1.5	0.0	1.5	0.0	1.5	1.5	28.5	
Opponents		SK	BYE	PE	AB	NL	NT	MB	NO	ON	SK	NT	PE	AB	NO	NL	MB	ON	BYE		
Total Score		1054	0	0	0	1.5	0	0	1.5	0	1.5	1.5	0	0	1.5	1.5	1.5	1.5	0	0	
Total Points Won		2	0	0	0	1.5	0	0	1.5	0	1.5	1.5	0	0	1.5	1.5	1.5	1.5	0	50.0	

COACH

840

Gaetan Côté



2006 CANADIAN OPEN 5 PIN BOWLING CHAMPIONSHIP

MOUNT PEARL, NEWFOUNDLAND/LABRADOR

MIXED TEAM EVENT - POINTS ONLY

MIXED TEAM STANDINGS - SASKATCHEWAN

NAME		GAME																		TOTAL	AVERAGE
		1	2	3	4	5	6	7	8	9	10	11	12	13	14	15	16	17	18		
441 Janet Peters	Score	243	0	0	0	0	0	0	0	0	0	0	0	0	0	0	0	0	0	243	243.0
	Frames	10	0	0	0	0	0	0	0	0	0	0	0	0	0	0	0	0	0	10	
	Points	1.0	0.0	0.0	0.0	0.0	0.0	0.0	0.0	0.0	0.0	0.0	0.0	0.0	0.0	0.0	0.0	0.0	0.0	1.0	
442 Amber Spark	Score	205	0	0	0	0	0	0	0	0	0	0	0	0	0	0	0	0	0	205	205.0
	Frames	10	0	0	0	0	0	0	0	0	0	0	0	0	0	0	0	0	0	10	
	Points	0.0	0.0	0.0	0.0	0.0	0.0	0.0	0.0	0.0	0.0	0.0	0.0	0.0	0.0	0.0	0.0	0.0	0.0	0.0	
443 Lindsay Berge	Score	210	0	0	0	0	0	0	0	0	0	0	0	0	0	0	0	0	0	210	210.0
	Frames	10	0	0	0	0	0	0	0	0	0	0	0	0	0	0	0	0	0	10	
	Points	0.0	0.0	0.0	0.0	0.0	0.0	0.0	0.0	0.0	0.0	0.0	0.0	0.0	0.0	0.0	0.0	0.0	0.0	0.0	
444 Preston Karoly	Score	190	0	0	0	0	0	0	0	0	0	0	0	0	0	0	0	0	0	190	190.0
	Frames	10	0	0	0	0	0	0	0	0	0	0	0	0	0	0	0	0	0	10	
	Points	0.0	0.0	0.0	0.0	0.0	0.0	0.0	0.0	0.0	0.0	0.0	0.0	0.0	0.0	0.0	0.0	0.0	0.0	0.0	
445 Kevin Rak	Score	206	0	0	0	0	0	0	0	0	0	0	0	0	0	0	0	0	0	206	206.0
	Frames	10	0	0	0	0	0	0	0	0	0	0	0	0	0	0	0	0	0	10	
	Points	1.0	0.0	0.0	0.0	0.0	0.0	0.0	0.0	0.0	0.0	0.0	0.0	0.0	0.0	0.0	0.0	0.0	0.0	1.0	
446 Regan Sproule	Score	0	0	0	0	0	0	0	0	0	0	0	0	0	0	0	0	0	0	0	#DIV/0!
	Frames	0	0	0	0	0	0	0	0	0	0	0	0	0	0	0	0	0	0	0	
	Points	0.0	0.0	0.0	0.0	0.0	0.0	0.0	0.0	0.0	0.0	0.0	0.0	0.0	0.0	0.0	0.0	0.0	0.0	0.0	
Total Score	1054	0	0	0	0	0	0	0	0	0	0	0	0	0	0	0	0	0	1054	210.8	
Total Frames	50	0	0	0	0	0	0	0	0	0	0	0	0	0	0	0	0	0	50		
Match Points	2.0	0.0	0.0	0.0	0.0	0.0	0.0	0.0	0.0	0.0	0.0	0.0	0.0	0.0	0.0	0.0	0.0	0.0	2.0		
Game Points	0.0	1.5	0.0	1.5	1.5	1.5	1.5	1.5	1.5	0.0	1.5	1.5	1.5	1.5	0.0	1.5	0.0	1.5	25.5		
Total Points	2.0	1.5	0.0	1.5	1.5	1.5	1.5	1.5	1.5	0.0	1.5	1.5	1.5	1.5	0.0	1.5	0.0	1.5	27.5		
Opponents	QC	AB	NL	BYE	NO	PE	NT	ON	MB	QC	PE	NL	BYE	ON	NO	NT	MB	AB			
Total Score	1185	0	1.5	0	1.5	1.5	1.5	1.5	1.5	1.5	1.5	0	0	1.5	1.5	1.5	1.5	0	0		
Total Points Won	6	0	1.5	0	1.5	1.5	1.5	1.5	1.5	1.5	1.5	0	0	1.5	1.5	1.5	1.5	0	50.0		

COACH

440

George Gresty

2006 CANADIAN OPEN 5 PIN CHAMPIONSHIPS

MOUNT PEARL, NEWFOUNDLAND/LABRADOR

MENS STEPLADDER SINGLES - RESULTS

				801	Mike Squires	261
				401	Scott Klassen	243
			1101	Lee Escott	228	
			401	Scott Klassen	335	
		701	Kevin Blake	238		
		401	Scott Klassen	269		
1001	Randy Diamond	264				
401	Scott Klassen	269				

NATIONAL MEN'S SINGLES CHAMPION
Mike Squires - Quebec

LADIES STEPLADDER SINGLES - RESULTS

				802	Natalie Trudel	286 / 239
				602	Elizabeth Nicoll	325 / 231
			402	Alysa Spark	207	
			602	Elizabeth Nicoll	232	
		602	Elizabeth Nicoll	240		
		502	Karen Armstrong	222		
502	Karen Armstrong	253				
1002	Shelley MacDonald	158				

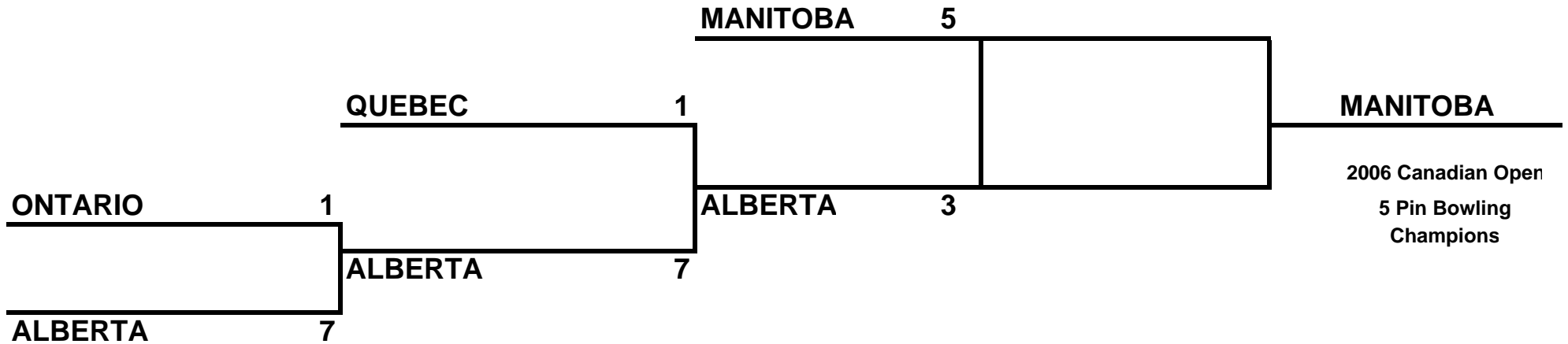
NATIONAL LADIES SINGLES CHAMPION
Natalie Trudel - Quebec

2006 CANADIAN OPEN 5 PIN CHAMPIONSHIPS

MOUNT PEARL, NEWFOUNDLAND/LABRADOR

LADIES TEAM FINALS

Playoff Round - Saturday, June 3, 2006



Gold **MANITOBA**

Silver **ALBERTA**

Bronze **QUEBEC**

2006 CANADIAN OPEN 5 PIN CHAMPIONSHIPS

MOUNT PEARL, NEWFOUNDLAND/LABRADOR

LADIES' TEAMS FINALS

ONTARIO

NAME		GAME				TOTAL	AVERAGE
		1	2	3	4		
631 Kathleen Millar	Score	263				263	263.0
	Frames	10				10	
	Points	1.0				1.0	
632 Kristy Zammit	Score	222				222	222.0
	Frames	10				10	
	Points	0.0				0.0	
633 Elizabeth Nicoll	Score	209				209	209.0
	Frames	10				10	
	Points	0.0				0.0	
634 Kelly Laporte	Score	165				165	165.0
	Frames	10				10	
	Points	0.0				0.0	
635 Sandy Cuthbert	Score					0	#DIV/0!
	Frames					0	
	Points					0.0	
636 Cynthia Wieland	Score	213				213	213.0
	Frames	10				10	
	Points	0.0				0.0	

Total Score	1072	0	0	0	1072	214.4
Total Frames	50	0	0	0	50	
Match Points	1.0	0.0	0.0	0.0	1.0	
Game Points	0.0	0.0	0.0	0.0	0.0	
Total Points	1.0	0.0	0.0	0.0	1.0	
Opponents	AB					
Total Score	1357	1	1	1	1360.0	
Total Points Won	7.0				7.0	

LANES

ALBERTA

NAME		GAME				TOTAL	AVERAGE
		1	2	3	4		
331 Penny Hephner	Score	254	373	196		823	274.3
	Frames	10	10	10		30	
	Points	1.0	1.0	0.0		2.0	
332 Dianne Violini	Score	324	276	237		837	279.0
	Frames	10	10	10		30	
	Points	1.0	1.0	1.0		3.0	
333 Michele Cavanagh	Score	306	201	270		777	259.0
	Frames	10	10	10		30	
	Points	1.0	0.0	1.0		2.0	
334 Bobbi Sisko	Score	226	323	266		815	271.7
	Frames	10	10	10		30	
	Points	0.0	1.0	1.0		2.0	
335 Torrie Hinzman	Score	247	236	193		676	225.3
	Frames	10	10	10		30	
	Points	1.0	1.0	0.0		2.0	
336 Susan Gartry	Score					0	#DIV/0!
	Frames					0	
	Points					0.0	

Total Score	1357	1409	1162	0	3928	261.867
Total Frames	50	50	50	0	150	
Match Points	4.0	4.0	3.0	0.0	11.0	
Game Points	3.0	3.0	0.0	0.0	6.0	
Total Points	7.0	7.0	3.0	0.0	17.0	
Opponents	ON	QC	MB			
Total Score	1072	1310	1171		3553.0	
Total Points Won	1.0	1.0	5		7.0	

LANES

2006 CANADIAN OPEN 5 PIN CHAMPIONSHIPS

MOUNT PEARL, NEWFOUNDLAND/LABRADOR

LADIES' TEAMS FINALS

MANITOBA

NAME		GAME			TOTAL	AVERAGE
		1	2	3		
531 Karen Armstrong	Score	257			257	257.0
	Frames	10			10	
	Points	1.0			1.0	
532 Jennifer Hunt	Score	255			255	255.0
	Frames	10			10	
	Points	0.0			0.0	
533 Sandi Anderson	Score	229			229	229.0
	Frames	10			10	
	Points	0.0			0.0	
534 Janna Alblas	Score	209			209	209.0
	Frames	10			10	
	Points	0.0			0.0	
535 Lorie Chaikowski	Score	221			221	221.0
	Frames	10			10	
	Points	1.0			1.0	
536 Dawna Proulx	Score				0	#DIV/0!
	Frames				0	
	Points				0.0	

Total Score	1171	0	0	1171	234.2
Total Frames	50	0	0	50	
Match Points	2.0			2.0	
Game Points	0.0			0.0	
Total Points	2.0			2.0	
Opponents	AB				
Total Score	1162			1162.0	
Total Points Won	3.0			3.0	

QUEBEC

NAME		GAME			TOTAL	AVERAGE
		1	2	3		
831 Natalie Trudel	Score	242			242	242.0
	Frames	10			10	
	Points	1.0			1.0	
832 Nathalie Parent	Score	86			86	172.0
	Frames	5			5	
	Points	0.0			0.0	
833 Hélène Godmaire	Score	209			209	209.0
	Frames	10			10	
	Points	0.0			0.0	
834 Isabelle Plante	Score	186			186	186.0
	Frames	10			10	
	Points	0.0			0.0	
835 Isabelle Savard	Score	85			85	170.0
	Frames	5			5	
	Points	0.0			0.0	
836 Marie-Josée Thibault	Score	200			200	200.0
	Frames	10			10	
	Points	0.0			0.0	

Total Score	1008	0	0	1008	201.6
Total Frames	50	0	0	50	
Match Points	1.0	0.0	0.0	1.0	
Game Points	0.0	0.0	0.0	0.0	
Total Points	1.0	0.0	0.0	1.0	
Opponents	AB				
Total Score	1409			1409.0	
Total Points Won	7.0			7.0	

2006 CANADIAN OPEN 5 PIN CHAMPIONSHIPS

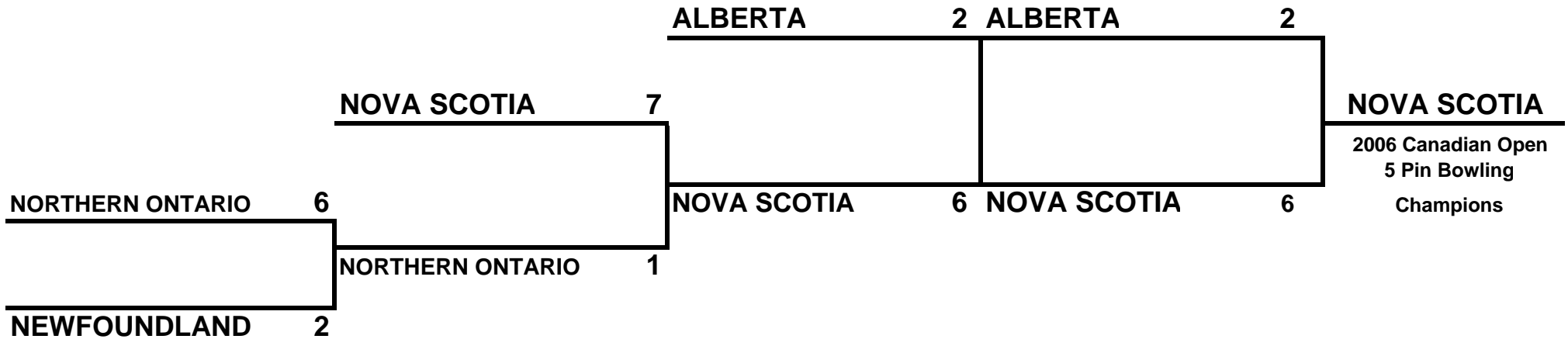
MOUNT PEARL, NEWFOUNDLAND/LABRADOR

2006 CANADIAN OPEN 5 PIN CHAMPIONSHIPS

MOUNT PEARL, NEWFOUNDLAND/LABRADOR

MENS' TEAM FINALS

Playoff Round - Saturday, June 3, 2006



NOVA SCOTIA
2006 Canadian Open
5 Pin Bowling
Champions

Gold

NOVA SCOTIA

Silver

ALBERTA

Bronze

NORTHERN ONTARIO

2006 CANADIAN OPEN 5 PIN CHAMPIONSHIPS

MOUNT PEARL, NEWFOUNDLAND/LABRADOR

MENS' TEAMS FINALS

NORTHERN ONTARIO

NAME		GAME				TOTAL	AVERAGE
		1	2	3	4		
721	Score	207	212			419	209.5
Pete Blanchard	Frames	10	10			20	
	Points	0.0	0.0			0.0	
722	Score	209	299			508	254.0
Guy Meilleur	Frames	10	10			20	
	Points	1.0	0.0			1.0	
723	Score	356	231			587	293.5
Rob Parisotto	Frames	10	10			20	
	Points	1.0	0.0			1.0	
724	Score	213				213	213.0
Chad Gagnon	Frames	10				10	
	Points	0.0				0.0	
725	Score	290	304			594	297.0
Mike McNamara	Frames	10	10			20	
	Points	1.0	1.0			2.0	
726	Score		198			198	198.0
Eric Lemieux	Frames		10			10	
	Points		0.0			0.0	

Total Score	1275	1244	0	0	2519	251.9
Total Frames	50	50	0	0	100	
Match Points	3.0	1.0	0.0	0.0	4.0	
Game Points	3.0	3.0	0.0	0.0	6.0	
Total Points	6.0	4.0	0.0	0.0	10.0	
Opponents	NL	NS				
Total Score	1174	1283			2457.0	
Total Points Won	2.0	7.0			9.0	

NEWFOUNDLAND

NAME		GAME				TOTAL	AVERAGE
		1	2	3	4		
1121	Score	246				246	246.0
Tony Redmond	Frames	10				10	
	Points	0.0				0.0	
1122	Score	235				235	235.0
Bob Osborne	Frames	10				10	
	Points	0.0				0.0	
1123	Score	84				84	140.0
Stephen Walsh	Frames	6				6	
	Points	0.0				0.0	
1124	Score	248				248	248.0
Brad Glynn	Frames	10				10	
	Points	1.0				1.0	
1125	Score	281				281	281.0
Michael Maloney	Frames	10				10	
	Points	1.0				1.0	
1126	Score	80				80	200.0
Terry Boutcher	Frames	4				4	
	Points	0.0				0.0	

Total Score	1174	0	0	0	1174	234.8
Total Frames	50	0	0	0	50	
Match Points	2.0	0.0	0.0	0.0	2.0	
Game Points	0.0	1.5	0.0	0.0	1.5	
Total Points	2.0	1.5	0.0	0.0	3.5	
Opponents	NO					
Total Score	1275				1275.0	
Total Points Won	6.0				6.0	

2006 CANADIAN OPEN 5 PIN CHAMPIONSHIPS

MOUNT PEARL, NEWFOUNDLAND/LABRADOR

MENS' TEAMS FINALS

ALBERTA

NAME		GAME				TOTAL	AVERAGE
		1	2	3	4		
321 Lawrence Fobert	Score	157	226			383	212.8
	Frames	8	10			18	
	Points	0.0	0.0			0.0	
322 Geno Ziebarth	Score	258	205			463	231.5
	Frames	10	10			20	
	Points	1.0	0.0			1.0	
323 Shelby Crest	Score	203	128			331	220.7
	Frames	10	5			15	
	Points	0.0	0.0			0.0	
324 Blair Pizzey	Score	248	326			574	287.0
	Frames	10	10			20	
	Points	1.0	1.0			2.0	
325 Greg Gigliuk	Score	216	357			573	286.5
	Frames	10	10			20	
	Points	0.0	1.0			1.0	
326 Brad Aasen	Score	28	86			114	162.9
	Frames	2	5			7	
	Points	0.0	0.0			0.0	

Total Score	1110	1328	0	0	2438
Total Frames	50	50	0	0	100
Match Points	2.0	2.0	0.0	0.0	2.0
Game Points	0.0	0.0	0.0	3.0	3.0
Total Points	2.0	2.0	0.0	3.0	5.0
Opponents	NS	NS			
Total Score	1213	1561			1561.0
Total Points Won	6.0	6.0			6.0

NOVA SCOTIA

NAME		GAME			TOTAL	AVERAGE
		1	2	3		
921 Darrell Baily	Score	277	208	300	785	261.7
	Frames	10	10	10	30	
	Points	1.0	0.0	1.0	2.0	
922 Doug Blackler	Score	300	256	366	922	307.3
	Frames	10	10	10	30	
	Points	1.0	1.0	1.0	3.0	
923 Wayne Comeau	Score	266	240	353	859	286.3
	Frames	10	10	10	30	
	Points	1.0	1.0	0.0	2.0	
924 Mark O'Laughlin	Score	112	49	273	434	228.4
	Frames	6	3	10	19	
	Points	0.0	0.0	0.0	0.0	
925 Andre Rochefort	Score	85	180		265	0.0
	Frames	4	7		11	
	Points	0.0	0.0		0.0	
926 Ivan Saulnier	Score	243	280	269	792	264.0
	Frames	10	10	10	30	
	Points	1.0	1.0	1.0	3.0	

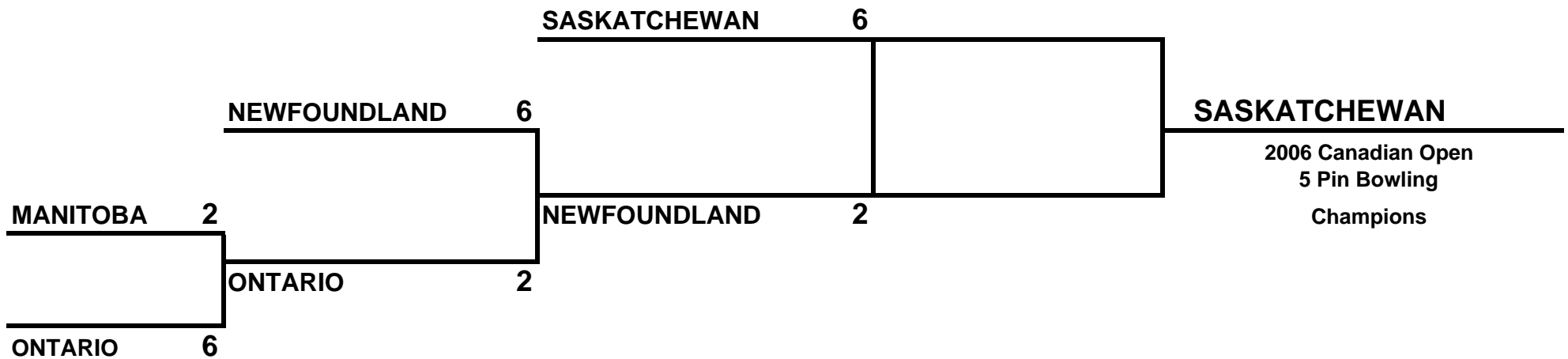
Total Score	1283	1213	1561	4057	270.46667
Total Frames	50	50	50	150	
Match Points	4.0	3.0	3.0	10.0	
Game Points	3.0	0.0	0.0	3.0	
Total Points	7.0	3.0	3.0	13.0	
Opponents	NO	AB	AB		
Total Score	1244	1110	1328	3682.0	
Total Points Won	1.0	2.0	2	5.0	

2006 CANADIAN OPEN 5 PIN CHAMPIONSHIPS

Mount Pearl, Newfoundland/Labrador

MIXED TEAM FINALS

Playoff Round - Saturday, June 3, 2006



Gold SASKATCHEWAN

Silver NEWFOUNDLAND/LABRADOR

Bronze ONTARIO

5 PIN CHAMPIONSHIPS

MOUNT PEARL, NEWFOUNDLAND/LABRADOR

MANITOBA

NAME		GAME				TOTAL	AVERAGE
		1	2	3	4		
541	Score	219				219	219.0
Chris Monchak	Frames	10				10	
	Points	0.0				0.0	
542	Score	60				60	300.0
Karen Born	Frames	2				2	
	Points	0.0				0.0	
543	Score	161				161	201.3
Deanna Barbour	Frames	8				8	
	Points	0.0				0.0	
544	Score	265				265	0.0
Jim Llewellyn, Jr.	Frames	10				10	
	Points	1.0				1.0	
545	Score	254				254	254.0
Matt Turanski	Frames	10				10	
	Points	0.0				0.0	
546	Score	255				255	255.0
Wesley Payne	Frames	10				10	
	Points	1.0				1.0	

Total Score	1214	0	0	0	1214	242.8
Total Frames	50	0	0	0	50	
Match Points	2	0	0	0	2	
Game Points	0.0	0.0	0.0	0.0	0.0	
Total Points	2.0	0.0	0.0	0.0	2.0	
Opponents	ON					
Total Score	1275				1275.0	
Total Points Won	6.0				6.0	

ONTARIO

NAME		GAME			TOTAL	AVERAGE
		1	2	3		
641	Score	229	252		481	240.5
Chantal Papineau	Frames	10	10		20	
	Points	0.0	0.0		0.0	
642	Score	271	216		487	243.5
Ferne Wendel	Frames	10	10		20	
	Points	1.0	0.0		1.0	
643	Score	252	274		526	263.0
Tracy Smith	Frames	10	10		20	
	Points	1.0	1.0		2.0	
644	Score	249	255		504	252.0
Sean Westhaver	Frames	10	10		20	
	Points	0.0	0.0		0.0	
645	Score	274	221		495	247.5
Dave Pendlebury	Frames	10	10		20	
	Points	1.0	1.0		2.0	
646	Score				0	#DIV/0!
Marc Papineau	Frames				0	
	Points				0.0	

Total Score	1275	1218	0	0	2493	249.3
Total Frames	50	50	0	0	100	
Match Points	3	2	0	0	5	
Game Points	3.0	0.0	0.0	0.0	3.0	
Total Points	6.0	2.0	0.0	0.0	8.0	
Opponents	MB	NL				
Total Score	1214	1286			2500.0	
Total Points Won	2.0	6.0			8.0	

2006 CANADIAN OPEN 5 PIN CHAMPIONSHIPS

MOUNT PEARL, NEWFOUNDLAND/LABRADOR

MIXED' TEAMS FINALS

NEWFOUNDLAND/LABRADOR

NAME		GAME			TOTAL	AVERAGE
		1	2	3		
1141 Jessica Boundridge	Score	235	191		426	213.0
	Frames	10	10		20	
	Points	0.0	1.0		1.0	
1142 Erin Power	Score		65		65	325.0
	Frames		2		2	
	Points		0.0		0.0	
1143 Brittany Foley	Score	203	135		338	187.8
	Frames	10	8		18	
	Points	0.0	0.0		0.0	
1144 Kevin O'Leary	Score	304	188		492	246.0
	Frames	10	10		20	
	Points	1.0	0.0		1.0	
1145 Stephen Woods	Score	245	225		470	235.0
	Frames	10	10		20	
	Points	1.0	0.0		1.0	
1146 Dave Hann Jr.	Score	299	242		541	270.5
	Frames	10	10		20	
	Points	1.0	1.0		2.0	

Total Score	1286	1046	0	2332	233.2
Total Frames	50	50	0	100	
Match Points	3	2	0	5	
Game Points	3.0	0.0	0.0	3.0	
Total Points	6.0	2.0	0.0	8.0	
Opponents	ON	SK			
Total Score	1218	1192		2410.0	
Total Points Won	2.0	6.0		8.0	

SASKATCHEWAN

NAME		GAME			TOTAL	AVERAGE
		1	2	3		
441 Janet Peters	Score	207			207	207.0
	Frames	10			10	
	Points	0.0			0.0	
442 Amber Spark	Score	297			297	297.0
	Frames	10			10	
	Points	1.0			1.0	
443 Lindsay Berge	Score	232			232	232.0
	Frames	10			10	
	Points	1.0			1.0	
444 Preston Karoly	Score	100			100	142.9
	Frames	7			7	
	Points	0.0			0.0	
445 Kevin Rak	Score	284			284	284.0
	Frames	10			10	
	Points	1.0			1.0	
446 Regan Sproule	Score	72			72	240.0
	Frames	3			3	
	Points	0.0			0.0	

Total Score	1192	0	0	1192	238.4
Total Frames	50	0	0	50	
Match Points	3	0	0	3	
Game Points	0.0	1.5	0.0	1.5	
Total Points	3.0	1.5	0.0	4.5	
Opponents	NL				
Total Score	1046			1046.0	
Total Points Won	2.0			2.0	

2006 Canadian Open 5 Pin Bowling Championship

MOUNT PEARL, NEWFOUNDLAND/LABRADOR

AGGREGATE STANDINGS

POS.	PROV	Ladies Single		Men's Single		Ladies Team		Men's Team		Mixed Team		Total
		Pos	Pts.	Pos	Pts.	Pos	Pts.	Pos	Pts.	Pos	Pts.	
1	Quebec	1	11	1	11	3	6	7	2	5	4	34
2	Manitoba	4	5	8	1	1	11	5	4	4	5	26
3	Saskatchewan	3	6	2	8	9	0	8	1	1	11	26
4	Newfoundland	7	2	3	6	5	4	4	5	2	8	25
5	Ontario	2	8	7	2	4	5	6	3	3	6	24
6	Alberta	6	3	10	0	2	8	2	8	6	3	22
7	Nova Scotia	10	0	6	3	6	3	1	11	-	0	17
8	Northern Ontario	9	0	4	5	7	2	3	6	7	2	15
9	Prince Edward Island	5	4	5	4	8	1	9	0	9	0	9
10	Northwest Territories	8	1	9	0	-	0	-	0	8	1	2

2006 Canadian Open 5 Pin Bowling Championship

MOUNT PEARL, NEWFOUNDLAND/LABRADOR

ALL STARS

LADIES

Penny Hephner	Alberta
Cynthia Wieland	Ontario
Susan Holloway	Newfoundland/Labrador
Natalie Trudel	Quebec
Chris Monchak	Manitoba
Amber Spark	Saskatchewan

MEN

Gene Ziebarth	Alberta
Darrell Baily	Nova Scotia
Mark O'Laughlin	Nova Scotia
Mike Squires	Quebec
Shelby Chrest	Alberta
Michael Maloney	Newfoundland/Labrador

ROOKIE OF THE YEAR

LADIES	Chantal Laframboise	Northern Ontario
---------------	---------------------	------------------

MEN'S	Shelby Chrest	Alberta
--------------	---------------	---------

2006 CANADIAN OPEN 5 PIN BOWLING CHAMPIONSHIP

Mount Pearl, Newfoundland/Labrador

HIGH SCORES

Individual High Single Game

ON Ladies' Singles -	Elizabeth Nicoll	369
QC/PE Men's Singles -	Mike Squires/Randy Diamond	378
ON Ladies' Team -	Kathleen Millar	398
NO Men's Team -	Guy Meilleur	401
MB Mixed Team Lady -	Chris Mnchak	382
NL Mixed Team Man -	Dave Hann Jr.	355

Team High Single Game

Ladies' Team -	Ontario	1,529
Men's Team -	Nova Scotia	1,561
Mixed Team -	Manitoba	1,378

Individual High Triple Games

ON Ladies' Singles -	Elizabeth Nicoll	864
NL Men's Singles -	Lee Escott	924
NL Ladies' Team -	Susan Holloway	972
NO Men's Team -	Guy Meilleur	1052
SK Mixed Team Lady -	Amber Spark	934
NL Mixed Team Man -	Dave Hann Jr.	902

Team High Triple Games

Ladies' Team -	Ontario	4,131
Men's Team -	Alberta	4,071
Mixed Team -	Manitoba	3,919

Individual High Four Games

QC Ladies' Singles -	Natalie Trudel	1136
QC Men's Singles -	Mike Squires	1150
NL Ladies' Team -	Susan Holloway	1245
NO Men's Team -	Guy Meilleur	1248
SK Mixed Team Lady -	Amber Spark	1273
NL Mixed Team Man -	Dave Hann Jr.	1179

Team High Four Games

Ladies' Team -	Ontario	5,590
Men's Team -	Alberta	5,466
Mixed Team -	Saskatchewan	5,123

Individual High Five Games

QC Ladies' Singles -	Natalie Trudel	1345
NS Men's Singles -	John Walsh	1421
NL Ladies' Team -	Susan Holloway	1541
ON Men's Team -	Steve Bleizeffer	1514
SK Mixed Team Lady -	Amber Spark	1528
AB Mixed Team Man -	Adam Weber	1446

Team High Five Games

Ladies' Team -	Ontario	6,949
Men's Team -	Alberta	6,936
Mixed Team -	Manitoba	6,454

Individual High Six Games

QC Ladies' Single -	Natalie Trudel	1690
QC Men's Single -	Mike Squires	1743
NL Ladies' Team -	Susan Holloway	1807
AB Men's Team -	Gene Ziebarth	1778
MB Mixed Team Lady -	Chris Monchak	1720
ON Mixed Team Man -	Sean Westhaver	1657

Team High Six Games

Ladies' Team -	Quebec	7,616
Men's Team -	Alberta	8,193
Mixed Team -	Ontario	7,666

Individual High Seven Games

MB Ladies' Single -	Karen Armstrong	1948
QC Men's Single -	Mike Squires	2049

Individual High Sixteen Games

NL Ladies' Team -	Susan Holloway	4414
NS Men's Team -	Darrell Baily	4512
SK Mixed Team Lady -	Amber Spark	4197
NL Mixed Team Man -	Stephen Woods	4122

Team High Sixteen Games

Ladies' Team -	Quebec	20,224
Men's Team -	Alberta	21,360
Mixed Team	Manitoba	20,036

Individual High Twenty One Games

QC Ladies Singles -	Natalie Trudel	5431
QC Men's Singles -	Mike Squires	5842